

ASEPTCONN AG

The leading solution for liquid sterile technology



www.aseptconn.ch

Aseptconn is a leading component supplier for the sterile liquid technology used in the pharmaceutical and biopharmaceutical industries. Our innovative products in combination with our years of pharma experience, and resultant expert guidance, enhance the productivity and safety of our customers' manufacturing processes in a sustainable way.

A benefit of our extensive experience is a stock and certification management system that guarantees short delivery with complete, correct, and traceable certification documentation for each order. In addition, our wide range of products allows our customers to obtain all components from a single source.

Aseptconn Team:

Created in 2016, Aseptconn is made up of a team with many years of experience in the consulting and sale of components for sterile process technology. We are a customer centric organization focused on innovation, responsiveness and complete order satisfaction. These values provide the foundation for our business conduct.

Aseptconn is ISO 9001:2015 certified.



TABLE OF CONTENTS


01 . TRI-CLAMP CONNECTIONS	09
S Type Closure Clamp.....	10
3 Segment Type Closure Clamp	11
SH Type Closure Clamp	12
SH Type (Double Bolted) Closure Clamp.....	13
SSH Type (Heavy Duty) Closure Clamp.....	14
3 Segment Type SAFETY Closure Clamp	15
SH Type SAFETY Closure Clamp	16
Plastic Tri-Clamp Closure Clamp	17
Easy-Open Plastic Tri-Clamp Closure Clamp.....	18
Tri-Clamp ferrule.....	19
Tri-Clamp Gasket.....	24
Material Resistance Table of Elastomers.....	27
Tri-Clamp Blind cover.....	28
Clamp sight glass.....	29
Tri-Clamp filter gaskets	30
Smart Gasket®	32
Tri-Clamp Orifice plate	33
02 . TRI-CLAMP FITTINGS	35
Tri-Clamp elbow 45°	36
Tri-Clamp elbow 90° with ferrule	38
Equal Tri-Clamp T-piece	40
Short Tri-Clamp T-piece	42
Concentric Tri-Clamp reducers.....	44
Adapter - Concentric Tri-Clamp reducer.....	49
Adapter - Excentric Tri-Clamp reducer.....	54
Female threaded Tri-Clamp Adapter.....	59
Male threaded Tri-Clamp Adapter.....	60

03 . WELDING-FITTINGS	63
Pipes according to DIN 11866, Row B (ISO 1127)	64
Pipes according to ASME BPE 1997, Row C (imperial BS)	65
Pipes according to DIN 11866, Row A (DIN 11850)	66
Elbow 45° according to DIN 11866, Row B (ISO 1127).....	67
Elbow 45° according to ASME BPE 1997, Row C (imperial BS).....	68
Elbow 45° according to DIN 11866, Row A (DIN 11850)	69
Elbow 90° according to DIN 11866, Row B (ISO 1127).....	70
Elbow 90° according to ASME BPE 1997, Row C (imperial BS).....	71
Elbow 90° according to DIN 11866, Row A (DIN 11850).....	72
Elbow 90°(machined)	73
T-Piece according to DIN 11866, Row B (ISO 1127)	74
T-Piece according to ASME BPE 1997, Row C (imperial BS).....	75
T-Piece according to DIN 11866, Row A (DIN 11850).....	76
T-Piece (machined)	77
T-Piece according to DIN 11866, Row B (ISO 1127)	78
T-Piece according to ASME BPE 1997, Row C (imperial BS).....	80
T-Piece according to DIN 11866, Row A (DIN 11850).....	82
Cross-Piece, equal (machined).....	84
Concentric Reducer.....	85
Excentric Reducer.....	91
04 . ASEPTIC O-RING FITTINGS	97
Female union	99
Union nut	99
Male union	100
O-Rings.....	101
Female blind cover	102
Male blind cover	103

05 . MEASURING INSTRUMENTS.....	105
Pressure Gauge TC 25.0 and TC 50.5 Vertical	106
Pressure Gauge TC 25.0 and TC 50.5 Horizontal.....	107
In-line Pressure Gauge with Tri-Clamp.....	108
Protective membrane	109
06 . SIGHT GLASSES	111
Inline Sight Glass with welded ends.....	112
07 . VALVES.....	115
NRV - Non-Return Valve.....	116
NRV - Non-Return Valves - Seal kit.....	120
Butterfly valve with Tri-clamp.....	121
Purge and sampling valve.....	122
08 . CONNECTIONS FOR FLEXIBLE HOSES.....	125
Hose Barb Connection with Tri-Clamp for Silicone Hose.....	126
Hose Barb Connection with Tri-Clamp for Teflon / PFA Hose	129
09 . MOLDED SILICONE ASSEMBLY.....	131
Bottle cap for cell culture	132
10 . ASEPTIC PIPE CONNECTION ACCORDING TO DIN 11864 / FORM A	135
Aseptic screw connections according to DIN 11864-1/complete.....	136
Aseptic male union according to DIN 11864-1.....	137
Aseptic female union according to DIN 11864-1	138
Aseptic blind male union according to DIN 11864-1.....	139

Aseptic blind female union according to DIN 11864-1.....	140
Union nut according to DIN 11864 / Form A	141
Aseptic flange according to DIN 11864-2/complete	142
Aseptic grooved flange according to DIN 11864-2	143
Aseptic lapped flange according to DIN 11864-2.....	144
Aseptic blind grooved flange according to DIN 11864-2	145
Aseptic blind lapped flange according to DIN 11864-2.....	146
Aseptic Clamp according to DIN 11864-3 /complete.....	147
Aseptic grooved clamp according to DIN 11864-3.....	148
Aseptic lapped clamp according to DIN 11864-3.....	149
Aseptic Blind grooved clamp according to DIN 11864-3	150
Aseptic Blind lapped clamp according to DIN 11864-3.....	151
Aseptic O-Ring for DIN 11864 / Form A.....	152

YOUR CONTACT PRESONS 154



TRI-CLAMP CONNECTIONS



www.aseptconn.ch

Tri-Clamp Connections

S TYPE CLOSURE CLAMP

Standards

ISO 2852, DIN 32676, BS 4825 (ASME-BPE)

Material

Tri-Clamp Coupling, Wing-Nut and Hexagon-Nut from Stainless Steel 304 (1.4301)

Sterilization temperature

150°C

Application

- Normal work
- Pharmaceutical and biotechnology industries

Type of construction / Surface quality

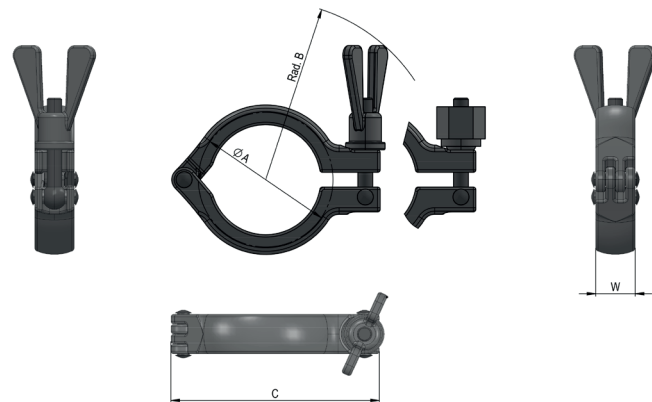
S Type Closure Clamp with V-Profile, for equal pressure over the whole circumference

Options

The Wing-Nut can be exchanged by a Hexagon-Nut

Remarks

- Technical changes reserved
- The maximum operating pressure data are determined independently of the assigned seals (elastomers)



TECHNICAL SPECIFICATIONS OF S TYPE CLOSURE CLAMP

ISO 2852	DIN 32676	BS 4825	A TC-Size (mm)	B Rad. (mm)	C Length (mm)	W Thickness (mm)	Max. Working pressure at 150° C	Max Test pressure	Recommended tightening torque before SIP	Recommended tight- ening torque before SIP Teflon® / PTFE wrapped Viton® **	Item No. Closure Clamp
DN 6/8/10	DIN 4/6/8/*10	1/2" - *3/4"	25,00	63,00	60,00	17,00	25 bars	50 bars	1.5 Nm > 10 bars	1.5 Nm >10bars	101.025.XXX
	DIN 10/15/20		34,00	73,00	69,00	17,00	25 bars	50 bars	1.5 Nm > 10 bars	1.5 Nm > 10 bars	101.034.XXX
DN 8*/10*/15/20/25	DIN 25/32/40	1" - 1 1/2"	50,50	78,00	85,00	17,00	25 bars	50 bars	1.5 Nm > 10 bars	3.0 Nm > 10 bars	101.050.XXX
DN 32/40	DIN 50	2"	64,00	82,00	99,00	17,00	25 bars	60 bars	1.5 Nm > 10 bars	4.0 Nm > 10 bars	101.064.XXX
DN 50		2 1/2"	77,50	89,00	112,00	17,00	25 bars	50 bars	1.5 Nm > 10 bars	4.0 Nm > no datas	101.077.XXX
DN 65	DIN 65	3"	91,00	96,00	126,00	17,00	20 bars	40 bars	1.5 Nm > 10 bars	6.0 Nm > 10 bars	101.091.XXX
DN 80	DIN 80	3 1/2"	106,00	103,00	140,00	17,00	20 bars	40 bars	1.5 Nm > 10 bars	no datas	101.106.XXX
	DIN 100	4"	119,00	110,00	154,00	17,00	17 bars	34 bars	1.5 Nm > 10 bars	no datas	101.119.XXX
DN 100		4 1/2"	130,00	115,00	165,00	17,00	15 bars	30 bars	1.5 Nm > 10 bars	no datas	101.130.XXX
		*6"	167,0	134,00	216,00	25,00	15 bars	30 bars	1.5 Nm > 10 bars	no datas	101.167.XXX

.XXX = 00S for Wing-Nut

.XXX = 00SX for Hexagon-Nut

* Non standard

**The recommended tightening torque is valid when the ferrules are in good condition

Tri-Clamp Connections

3 SEGMENT TYPE CLOSURE CLAMP

Standards

ISO 2852, DIN 32676, BS 4825 (ASME-BPE)

Material

Tri-Clamp Coupling, Wing-Nut and Hexagon-Nut from Stainless Steel 304 (1.4301)

Sterilization temperature

150°C

Application

- Normal work
- Phamaceutical and biotechnology industries

Type of construction/ Surface quality

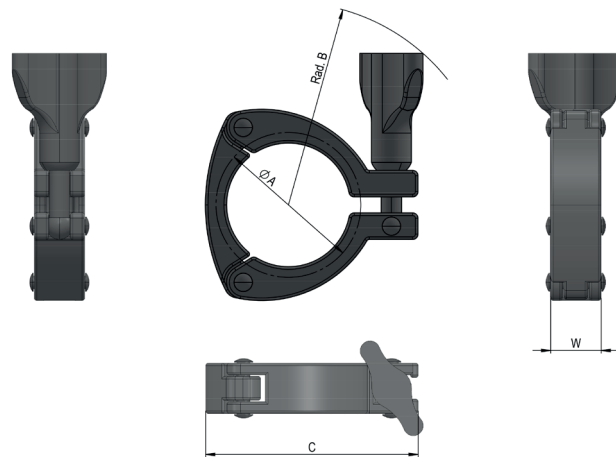
3 Segment-Clamp with V-Profile, for equal pressure over the whole circumference

Options

The Wing-Nut can be exchanged by a Hexagon-Nut

Remarks

- Technical changes reserved
- The maximum operating pressure data are determined independently of the assigned seals (elastomers)



TECHNICAL SPECIFICATIONS OF 3 SEGMENT TYPE CLOSURE CLAMP

ISO 2852	DIN 32676	BS 4825	A TC-Size (mm)	B Rad. (mm)	C Length (mm)	W Thickness (mm)	Max. Working pressure at 150° C	Max Test pressure	Recommended tightening torque before SIP	Recommended tight- ening torque before SIP Téflon® / PTFE wrapped Viton® **	Item No. Closure Clamp
DN 8*/10*/15/20/25	DIN 25/32/40	1" - 1 1/2"	50,50	76,50	81,70	19,00	25 bars	50 bars	1.5 Nm > 10 bars	3.0 Nm >10 bars	101.050.XXX
DN 32/40	DIN 50	2"	64,00	82,00	93,50	19,00	25 bars	50 bars	1.5 Nm > 10 bars	4.0 Nm > 10 bars	101.064.XXX
DN 50		2 1/2"	77,50	87,00	109,00	19,50	25 bars	50 bars	1.5 Nm > 10 bars	4.0 Nm > no datas	101.077.XXX
DN 65	DIN 65	3"	91,00	96,00	126,50	19,50	20 bars	40 bars	1.5 Nm > 10 bars	6.0 Nm > 10 bars	101.091.XXX
	DIN 100	4"	119,00	124,00	150,00	19,50	17 bars	34 bars	1.5 Nm > 10 bars	no datas	101.119.XXX

.XXX = 3SE for Wing-Nut

.XXX = 3SEX for Hexagon-Nut

* Non standard

**The recommended tightening torque is valid when the ferrules are in good condition

Tri-Clamp Connections

SH TYPE CLOSURE CLAMP

Standards

ISO 2852, DIN 32676, BS 4825 (ASME-BPE)

Material

Tri-Clamp Coupling, Wing-Nut and Hexagon-Nut from Stainless Steel 316 (1.4401)

Sterilization temperature

150°C

Application

- Normal work
- Phamaceutical and biotechnology industries

Type of construction/ Surface quality

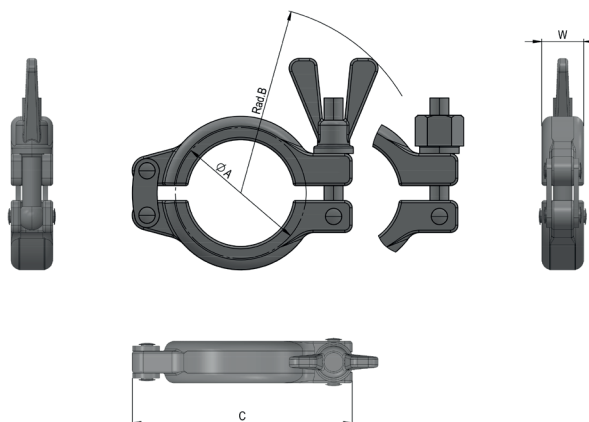
SH Type Closure Clamp with V-Profile, for equal pressure over the whole circumference

Options

The Wing-Nut can be exchanged by a Hexagon-Nut

Remarks

- Technical changes reserved
- The maximum operating pressure data are determined independently of the assigned seals (elastomers)



TECHNICAL SPECIFICATIONS OF SH TYPE CLOSURE CLAMP

ISO 2852	DIN 32676	BS 4825	A TC-Size (mm)	B Rad. (mm)	C Length (mm)	W Thickness (mm)	Max. Working pressure at 150° C	Max Test pressure	Recommended tightening torque before SIP	Recommended tight- ening torque before SIP Téflon® / PTFE wrapped Viton® **	Item No. Closure Clamp
DN 6/8/10	DIN 4/6/8/*10	1/2" - *3/4"	25,00	63,00	75,00	17,00	50 bars	100 bars	1.5 Nm > 10 bars	1.5 Nm >10 bars	101.025.XXX
	DIN 10/15/20		34,00	67,00	85,00	17,00	50 bars	100 bars	1.5 Nm > 10 bars	1.5 Nm > 10 bars	101.034.XXX
DN 8*/10*/15/20/25	DIN 25/32/40	1" - 1 1/2"	50,50	77,00	102,00	17,00	50 bars	100 bars	1.5 Nm > 10 bars	3.0 Nm > 10 bars	101.050.XXX
DN 32/40	DIN 50	2"	64,00	93,00	123,00	17,00	50 bars	100 bars	1.5 Nm > 10 bars	4.0 Nm > 10 bars	101.064.XXX
DN 50		2 1/2"	77,50	100,00	140,00	17,00	50 bars	100 bars	1.5 Nm > 10 bars	4.0 Nm > no datas	101.077.XXX
DN 65	DIN 65	3"	91,00	105,00	150,00	17,00	40 bars	80 bars	1.5 Nm > 10 bars	6.0 Nm > 10 bars	101.091.XXX
DN 80	DIN 80	3 1/2"	106,00	110,00	165,00	17,00	40 bars	80 bars	1.5 Nm > 10 bars	no datas	101.106.XXX
	DIN 100	4"	119,00	119,00	185,00	17,00	35 bars	70 bars	1.5 Nm > 10 bars	no datas	101.119.XXX
DN 100		4 1/2"	130,00	119,00	191,00	17,00	30 bars	60 bars	1.5 Nm > 10 bars	no datas	101.130.XXX
		*5"	144,50	131,00	215,00	19,00	30 bars	60 bars	1.5 Nm > 10 bars	no datas	101.144.XXX
	*DIN 125	5 1/2"	155,00	155,00	252,00	24,00	30 bars	60 bars	1.5 Nm > 10 bars	no datas	101.155.XXX
		*6"	167,00	156,00	262,00	24,00	30 bars	60 bars	1.5 Nm > 10 bars	no datas	101.167.XXX
DN 150	DN 150	6 5/8"	183,00	164,00	280,00	24,00	25 bars	50 bars	pas de données	no datas	101.183.XXX
		8"	217,50	184,00	325,00	24,00	20 bars	40 bars	pas de données	no datas	101.217.XXX
DN 200	DN 200	8 5/8"	233,50	185,00	333,00	24,00	20 bars	40 bars	pas de données	no datas	101.233.XXX
	*DN 250	*10"	268,00	213,00	382,00	24,00	16 bars	32 bars	pas de données	no datas	101.268.XXX
	*DN 300	12"	319,00	242,00	458,00	24,00	10 bars	20 bars	pas de données	no datas	101.319.XXX
DN 300		12 5/8"	338,50	243,00	463,00	24,00	10 bars	20 bars	pas de données	no datas	101.338.XXX

.XXX = SHD for Wing-Nut

.XXX = SHDX for Hexagon-Nut

* Non standard

**The recommended tightening torque is valid when the ferrules are in good condition

Tri-Clamp Connections

SH TYPE (DOUBLE BOLTED) CLOSURE CLAMP

Standards

ISO 2852, DIN 32676, BS 4825 (ASME-BPE)

Material

Tri-Clamp Coupling, Wing-Nut and Hexagon-Nut from Stainless Steel 316 (1.4401)

Sterilization temperature

150°C

Application

- Normal / Very resistant
- Pharmaceutical and biotechnology industries

Type of construction/ Surface quality

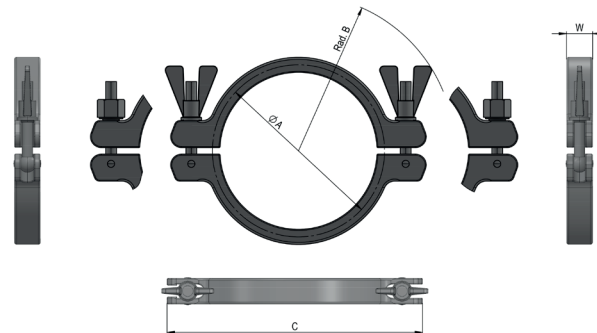
SH Type (Double Bolted) Closure Clamp with V-Profile, for equal pressure over the whole circumference

Options

The Wing-Nut can be exchanged by a Hexagon-Nut

Remarks

- Technical changes reserved
- The maximum operating pressure data are determined independently of the assigned seals (elastomers)



TECHNICAL SPECIFICATIONS OF SH TYPE (DOUBLE BOLTED) CLOSURE CLAMP

ISO 2852	DIN 32676	BS 4825	A TC-Size (mm)	B Rad. (mm)	C Length (mm)	W Thickness (mm)	Max. Working pressure at 150° C	Max Test pressure	Recommended tightening torque before SIP	Recommended tightening torque before SIP Teflon® / PTFE wrapped Viton® **	Item No. Closure Clamp
	*DIN 125	5 1/2"	155,00	148,00	265,00	24,00	30 bars	60 bars	1.5 Nm > 10 bars	pas de données	101.155.XXX
		*6"	167,00	152,00	277,00	24,00	30 bars	60 bars	1.5 Nm > 10 bars	pas de données	101.167.XXX
DN 150	DN 150	6 5/8"	183,00	164,00	297,00	24,00	25 bars	50 bars	pas de données	pas de données	101.183.XXX
		8"	217,00	184,00	332,00	24,00	20 bars	40 bars	pas de données	pas de données	101.217.XXX
DN 200	DN 200	8 5/8"	233,00	185,00	333,00	24,00	20 bars	40 bars	pas de données	pas de données	101.233.XXX
	*DN 250	*10"	268,00	205,00	382,00	24,00	16 bars	32 bars	pas de données	pas de données	101.268.XXX
DN 250		10 5/8"	286,00	213,00	405,00	24,00	16 bars	30 bars	pas de données	pas de données	101.286.XXX
	*DN 300	12"	319,00	242,00	458,00	24,00	10 bars	20 bars	pas de données	pas de données	101.319.XXX
DN 300		12 5/8"	338,50	243,00	463,00	24,00	10 bars	20 bars	pas de données	pas de données	101.338.XXX

.XXX = SHD for Wing-Nut

.XXX = SHDX for Hexagon-Nut

* Non standard

**The recommended tightening torque is valid when the ferrules are in good condition.

Tri-Clamp Connections

SSH TYPE (HEAVY DUTY) CLOSURE CLAMP

Standards

ISO 2852, DIN 32676, BS 4825 (ASME-BPE)

Material

- Tri-Clamp Coupling from Stainless Steel 316 (1.4401)
- Brass Hexagon nuts, on request Stainless Steel 304 (1.4301)
- Hexagon nuts

Sterilization temperature

150°C

Application

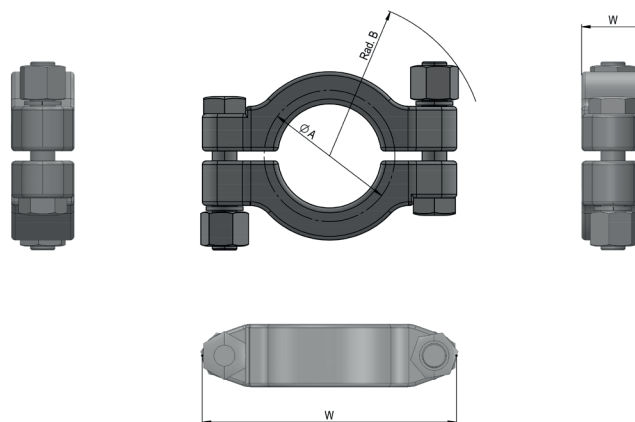
- Robust / Very resistant
- Pharmaceutical and biotechnology industries

Type of construction/ Surface quality

SSH Type (Heavy Duty) Closure Clamp with V-Profile, for equal pressure over the whole circumference

Remarks

- Technical changes reserved
- The maximum operating pressure data are determined independently of the assigned seals (elastomers)



TECHNICAL SPECIFICATIONS OF SSH TYPE (HEAVY DUTY) CLOSURE CLAMP

ISO 2852	DIN 32676	BS 4825	A TC-Size (mm)	B Rad. (mm)	C Length (mm)	W Thickness (mm)	Max. Working pressure at 150° C	Max Test pressure	Recommended tightening torque before SIP	Recommended tight- ening torque before SIP Téflon® / PTFE wrapped Viton® **	Item No. Closure Clamp
DIN 6/8/10	DIN 4/6/8/*10	1/2" - *3/4"	25,00	37,00	65,00	16,00	75 bars	150 bars	1.5 Nm > 10 bars	1.5 Nm >10 bars	101.025.SSH
DN 8*/10*/15/20/25	DIN 25/32/40	1" - 1 1/2"	50,50	64,00	103,00	26,00	75 bars	150 bars	1.5 Nm > 10 bars	2.0 Nm > 10 bars	101.050.SSH
DN 32/40	DIN 50	2"	64,00	73,00	113,00	26,00	75 bars	150 bars	1.5 Nm > 10 bars	4.0 Nm > 10 bars	101.064.SSH
DN 50		2 1/2"	77,50	80,00	128,00	26,00	75 bars	150 bars	1.5 Nm > 10 bars	4.0 Nm > no datas	101.077.SSH
DN 65	DIN 65	3"	91,00	86,00	137,00	26,00	60 bars	120 bars	1.5 Nm > 10 bars	6.0 Nm > 10 bars	101.091.SSH
DN 80	DIN 80	3 1/2"	106,00	94,00	150,00	26,00	60 bars	120 bars	1.5 Nm > 10 bars	no datas	101.106.SSH
	DIN 100	4"	119,00	102,00	165,00	26,00	53 bars	105 bars	1.5 Nm > 10 bars	no datas	101.119.SSH
DN 100		4 1/2"	130,00	105,00	174,00	26,00	45 bars	90 bars	1.5 Nm > 10 bars	no datas	101.130.SSH
		*6"	167,00	132,00	240,00	26,00	45 bars	90 bars	1.5 Nm > 10 bars	no datas	101.167.SSH
DN 150	DN 150	6 5/8"	183,00	142,00	260,00	26,00	38 bars	75 bars	pas de données	no datas	101.183.SSH
DN 200	DN 200	8 5/8"	233,00	168,00	318,00	26,00	30 bars	60 bars	pas de données	no datas	101.233.SSH

* Non standard

**The recommended tightening torque is valid when the ferrules are in good condition.

Tri-Clamp Connections

3 SEGMENT TYPE SAFETY CLOSURE CLAMP

Standards

ISO 2852, DIN 32676, BS 4825 (ASME-BPE)

Material

Tri-Clamp Coupling, Wing-Nut and Hexagon-Nut from Stainless Steel 304 (1.4301)

Sterilization temperature

150°C

Application

- Normal work
- Pharmaceutical and biotechnology industries
- This collar is designed for a safe disassembly
- Eye Bolt can not tip when the fitting is subjected to internal pressures

Type of construction/ Surface quality

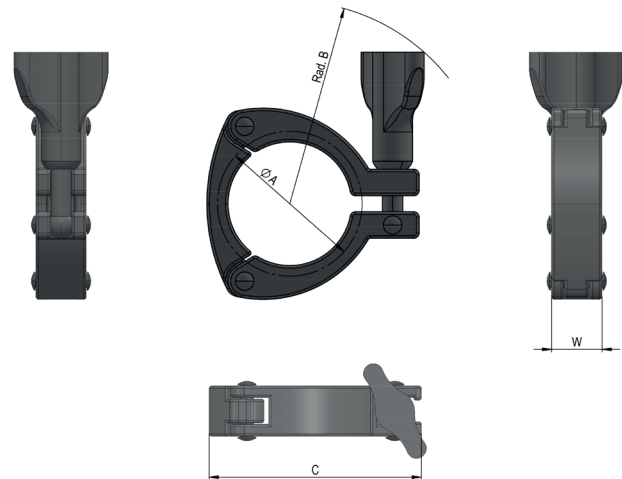
3 Segment Type SAFETY Closure Clamp with V-Profile, for equal pressure over the whole circumference

Options

The Wing-Nut can be exchanged by a Hexagon-Nut

Remarks

- Technical changes reserved
- The maximum operating pressure data are determined independently of the assigned seals (elastomers)



TECHNICAL SPECIFICATIONS OF 3 SEGMENT TYPE SAFETY CLOSURE CLAMP

ISO 2852	DIN 32676	BS 4825	A TC-Size (mm)	B Rad. (mm)	C Length (mm)	W Thickness (mm)	Max. Working pressure at 150° C	Max Test pressure	Recommended tightening torque before SIP	Recommended tightening torque before SIP Teflon® / PTFE wrapped Viton® **	Item No. Closure Clamp
DN 8*/10*/15/20/25	DIN 25/32/40	1" - 1 1/2"	50,50	76,50	81,70	19,00	25 bars	50 bars	1.5 Nm > 10 bars	3.0 Nm > 10 bars	101.050.XXX
DN 32/40	DIN 50	2"	64,00	82,00	93,50	19,00	25 bars	50 bars	1.5 Nm > 10 bars	4.0 Nm > 10 bars	101.064.XXX
DN 50		2 1/2"	77,50	87,00	109,00	19,50	25 bars	50 bars	1.5 Nm > 10 bars	4.0 Nm > no datas	101.077.XXX
DN 65	DIN 65	3"	91,00	96,00	126,50	19,50	20 bars	40 bars	1.5 Nm > 10 bars	6.0 Nm > 10 bars	101.091.XXX
	DIN 100	4"	119,00	124,00	150,00	19,50	17 bars	34 bars	1.5 Nm > 10 bars	no datas	101.119.XXX

.XXX = SAF3 for Wing-Nut

.XXX = SAF3X for Hexagon-Nut

* Non standard

**The recommended tightening torque is valid when the ferrules are in good condition

Connexions Tri-Clamp

SH TYPE SAFETY CLOSURE CLAMP

Standards

ISO 2852, DIN 32676, BS 4825 (ASME-BPE)

Material

Tri-Clamp Coupling, Wing-Nut and Hexagon-Nut from Stainless Steel 316 (1.4401)

Sterilization temperature

150°C

Application

- Normal / Very resistant
- Pharmaceutical and biotechnology industries
- This collar is designed for a safe disassembly
- Eye Bolt can not tip when the fitting is subjected to internal pressures

Type of construction/ Surface quality

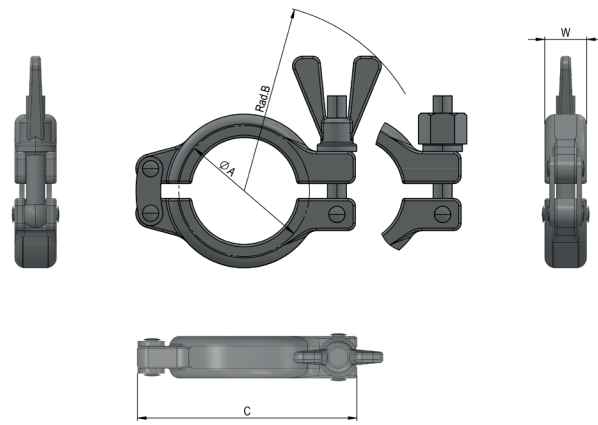
SH Type SAFETY Closure Clamp with V-Profile, for equal pressure over the whole circumference

Options

The Wing-Nut can be exchanged by a Hexagon-Nut

Remarks

- Technical changes reserved
- The maximum operating pressure data are determined independently of the assigned seals (elastomers)



TECHNICAL SPECIFICATIONS OF SH TYPE SAFETY CLOSURE CLAMP

ISO 2852	DIN 32676	BS 4825	A TC-Size (mm)	B (SAF) Rad. (mm)	C (SAF) Length. (mm)	B (SAFX) Rad. (mm)	C (SAFX) Length. (mm)	W Thickness (mm)	Max. Working pressure at 150° C	Max Test pressure	Recommended tightening torque before SIP**	Recommended tightening torque before SIP Téflon® / PTFE wrapped Viton® **	Item No. Closure Clamp
DN 6/8/10	DIN 4/6/8/*10	1/2" - *3/4"	25,00	63,00	75,00	53,00	65,00	17,00	50 bars	100 bars	1.5 Nm > 10 bars	1.5 Nm >10 bars	101.025.XXX
	DIN 10/15/20		34,00	67,00	85,00	57,00	75,00	17,00	50 bars	100 bars	1.5 Nm > 10 bars	1.5 Nm > 10 bars	101.034.XXX
DN 8*/10*/15/20/25	DIN 25/32/40	1" - 1 1/2"	50,50	77,00	102,00	72,00	92,00	17,00	50 bars	100 bars	1.5 Nm > 10 bars	3.0 Nm > 10 bars	101.050.XXX
DN 32/40	DIN 50	2"	64,00	93,00	123,00	83,00	113,00	17,00	50 bars	100 bars	1.5 Nm > 10 bars	4.0 Nm > 10 bars	101.064.XXX
DN 50		2 1/2"	77,50	100,00	140,00	90,00	130,00	17,00	50 bars	100 bars	1.5 Nm > 10 bars	4.0 Nm >no datas	101.077.XXX
DN 65	DIN 65	3"	91,00	105,00	150,00	95,00	140,00	17,00	40 bars	80 bars	1.5 Nm > 10 bars	6.0 Nm > 10 bars	101.091.XXX
DN 80	DIN 80	3 1/2"	106,00	110,00	165,00	100,00	155,00	17,00	40 bars	80 bars	1.5 Nm > 10 bars	no datas	101.106.XXX
	DIN 100	4"	119,00	119,00	185,00	109,00	175,00	17,00	35 bars	70 bars	1.5 Nm > 10 bars	no datas	101.119.XXX

.XXX = SAF for Wing-Nut

.XXX = SAFX for Hexagon-Nut

* Non standard

**The recommended tightening torque is valid when the ferrules are in good condition

Connexions Tri-Clamp

PLASTIC TRI-CLAMP CLOSURE CLAMP

Standards

ASME-BPE (2009)

Material

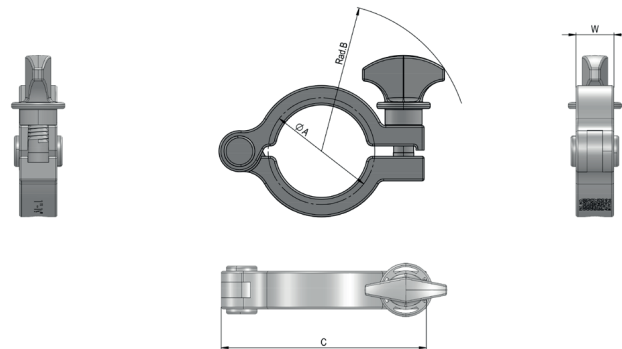

White Nylon reinforced with fiberglass

Application

Plastic collar designed to meet the needs of the pharmaceutical and biotechnology laboratories

Packaging unit

10pcs



DIMENSIONS OF PLASTIC TRI-CLAMP CLOSURE CLAMP

DIMENSION		A (mm)	AD (mm)	ID (mm)	Item No.
According to BS 4825 / ASME-BPE 1997					
OD	1/2" - 3/4"	25,00	12,70	9,40	101.025.BC
OD	1" - 1 1/2"	50,50	25,40	22,10	101.050.BC
OD	2"	64,00	50,80	47,50	101.064.BC
OD	2 1/2"	77,50	63,50	60,20	101.077.BC
OD	3"	91,00	76,20	72,90	101.091.BC
OD	4"	119,00	101,60	97,40	101.119.BC
OD	6"	167,00	152,40	146,86	101.167.BC
OD	8"	217,50	203,20	198,00	101.217.BC

Tri-Clamp Connections

EASY-OPEN PLASTIC TRI-CLAMP CLOSURE CLAMP

Standards

ASME-BPE (2009)

Material

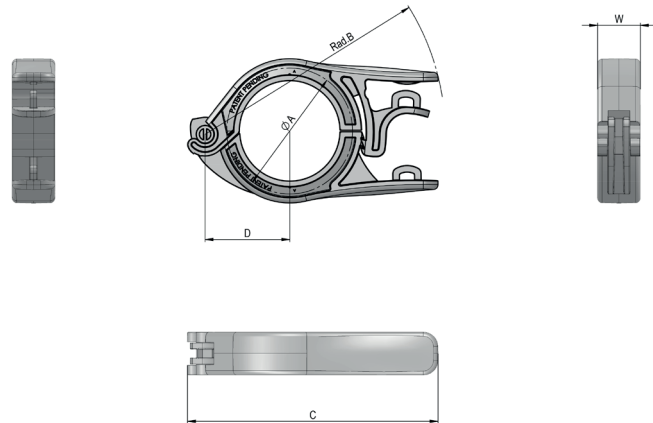

Nylon (white, orange or blue) reinforced with fiberglass

Application

Plastic collar designed to meet the needs of the pharmaceutical and biotechnology laboratories.

Packaging unit

10pcs



DIMENSIONS OF PLASTIC TRI-CLAMP CLOSURE CLAMP

DIMENSION		A (mm)	AD (mm)	ID (mm)	N° d'article
According to BS 4825 / ASME-BPE 1997					
OD	1/2" - 3/4"	25,00	12,70	9,40	101.025.XXXX
OD	1" - 1 1/2"	50,50	25,40	22,10	101.050.XXXX
.XXXXX = PLWHI for white color .XXXXX = PLORA for orange color .XXXXX = PLBLU for blue color					

Tri-Clamp Connections

TRI-CLAMP FERRULE 1/2

Standards

ISO 2852 with tube connection according to ISO 1127

Material

Stainless Steel 1.4435 BN2 (Fe < 0,5%) according to EN 10088-1

Sterilization temperature

150°C

Application

Pharmaceutical and biotechnology industries

Type of construction/ Surface quality

- Inner and outer surface: glossy finish
- Ra internal < 0,4 µm, Ra external < 0.8 µm

Hygienic tube class

H 3 / H 4 according to DIN 11866

Marking

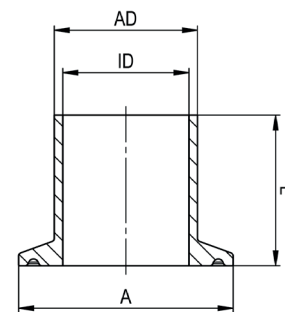

Dimension, material, casting number

Certificates

Certificate according to EN 10204-3.1

Options

Electropolishing (EP)



Remarks

Technical changes reserved

DIMENSIONS OF TRI-CLAMP FERRULE

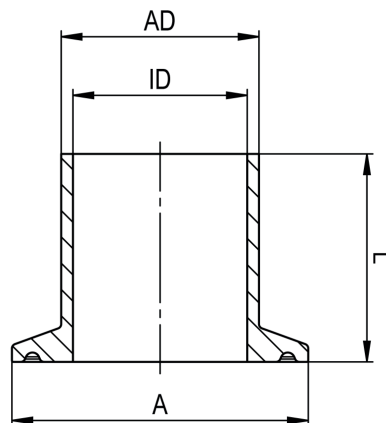

DIMENSION	A (mm)	AD (mm)	ID (mm)	L (mm)	Item No.	
According to ISO 2852 / ISO 1127						
ISO DN	6	25,00	10,20	7,00	28,50	102.I-006.025.B.XX
ISO DN	8	25,00	13,50	10,30	28,50	102.I-008.025.B.XX
ISO DN	8	50,50	13,50	10,30	21,60	102.I-008.050.A.XX
ISO DN	10	25,00	17,20	14,00	28,50	102.I-010.025.B.XX
ISO DN	10	50,50	17,20	14,00	21,60	102.I-010.050.A.XX
ISO DN	10	50,50	17,20	14,00	28,50	102.I-010.050.B.XX
ISO DN	15	50,50	21,30	18,10	21,60	102.I-015.050.A.XX
ISO DN	15	50,50	21,30	18,10	28,50	102.I-015.050.B.XX
ISO DN	20	50,50	26,90	22,90	21,60	102.I-020.050.A.04.XX
ISO DN	20	50,50	26,90	22,90	28,50	102.I-020.050.B.04.XX
ISO DN	20/1	50,50	26,90	23,70	21,60	102.I-020.050.A.XX
ISO DN	20/1	50,50	26,90	23,70	28,50	102.I-020.050.B.XX
ISO DN	25	50,50	33,70	28,70	21,60	102.I-025.050.04.A.XX
ISO DN	25	50,50	33,70	28,70	28,50	102.I-025.050.04.B.XX
ISO DN	25/1	50,50	33,70	29,70	21,60	102.I-025.050.A.XX
ISO DN	25/1	50,50	33,70	29,70	28,50	102.I-025.050.B.XX
ISO DN	32	64,00	42,40	38,40	21,60	102.I-032.064.A.XX
ISO DN	32	64,00	42,40	38,40	28,50	102.I-032.064.B.XX
* Non standard .XX = EP, Electropolishing L = 21.60 mm => standard L = 28.60 mm => for orbital welding						

Tri-Clamp Connections

TRI-CLAMP FERRULE 2/2

DIMENSIONS OF TRI-CLAMP FERRULE

DIMENSION	A (mm)	AD (mm)	ID (mm)	L (mm)	Item No.	
According to ISO 2852 / ISO 1127						
ISO DN	40	64,00	48,30	44,30	21,60	102.I-040.064.A.XX
ISO DN	40	64,00	48,30	44,30	28,50	102.I-040.064.B.XX
ISO DN	50	77,50	60,30	56,30	21,60	102.I-050.077.A.XX
ISO DN	50	77,50	60,30	56,30	28,50	102.I-050.077.B.XX
ISO DN	65	91,00	76,10	72,10	21,60	102.I-065.091.A.XX
ISO DN	65	91,00	76,10	72,10	28,50	102.I-065.091.B.XX
ISO DN	80	106,00	88,90	84,30	21,60	102.I-080.106.A.XX
ISO DN	80	106,00	88,90	84,30	28,50	102.I-080.106.B.XX
ISO DN	100	130,00	114,30	109,70	21,60	102.I-100.130.A.XX
ISO DN	150	183,00	168,30	163,10	28,50	102.I-150.183.B.XX
ISO DN	200	233,50	219,10	213,90	28,50	102.I-200.233.B.XX
ISO DN	*250	286,10	273,10	266,30	28,50	102.I-250.286.B.XX
ISO DN	*300	338,50	323,90	315,90	28,50	102.I-300.338.B.XX
* Non standard .XX = EP, Electropolishing L = 21.60 mm => standard L = 28.60 mm => for orbital welding						



Tri-Clamp Connections

TRI-CLAMP FERRULE

Standards

DIN 32676 with tube connection according to DIN 11850

Material

Stainless Steel 1.4435 BN2 (Fe < 0,5%) according to EN 10088-1

Sterilization temperature

150°C

Application

Pharmaceutical and biotechnology industries

Type of construction/ Surface quality

- Inner and outer surface: glossy finish
- Ra internal < 0,4 µm, Ra external < 0.8 µm

Hygienic tube class

H 3 / H 4 according to DIN 11866

Marking

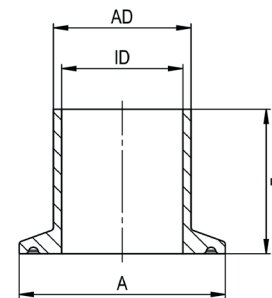

Dimension, material, casting number

Certificates

Certificate according to EN 10204-3.1

Options

Electropolishing (EP)



Remarks

Technical changes reserved

DIMENSIONS OF TRI-CLAMP FERRULE

DIMENSION		A (mm)	AD (mm)	ID (mm)	L (mm)	Item No.
According to DIN 32676 / DIN 11850						
DIN DN	*4	25,00	6,00	4,00	28,50	102.D-004.025.B.XX
DIN DN	*6	25,00	8,00	6,00	28,50	102.D-006.025.B.XX
DIN DN	*8	25,00	10,00	8,09	28,50	102.D-008.025.B.XX
DIN DN	*10	25,00	12,00	10,00	28,50	102.D-010.025.B.XX
DIN DN	10	34,00	13,00	10,00	28,50	102.D-010.034.B.XX
DIN DN	15	34,00	19,00	16,00	28,50	102.D-015.034.B.XX
DIN DN	20	34,00	23,00	20,00	28,50	102.D-020.034.B.XX
DIN DN	25	50,50	29,00	26,00	28,50	102.D-025.050.B.XX
DIN DN	32	50,50	35,00	32,00	28,50	102.D-032.050.B.XX
DIN DN	40	50,50	41,00	38,00	28,50	102.D-040.050.B.XX
DIN DN	50	64,00	53,00	50,00	28,50	102.D-050.064.B.XX
DIN DN	65	91,00	70,00	66,00	28,50	102.D-065.091.B.XX
DIN DN	80	106,00	85,00	81,00	28,50	102.D-080.106.B.XX
DIN DN	100	119,00	104,00	100,00	28,50	102.D-100.119.B.XX
DIN DN	125	155,00	129,00	125,00	28,50	102.D-125.155.B.XX
DIN DN	150	183,00	154,00	150,00	28,50	102.D-150.183.B.XX
DIN DN	200	233,50	204,00	200,00	28,50	102.D-200.233.B.XX
* Non standard						
.XX = EP, Electropolishing						
L = 28.60 mm => for orbital welding						

Tri-Clamp Connections

TRI-CLAMP FERRULE 1/2

Standards

BS 4825 with tube connection according to ASME-BPE 1997

Material

Stainless Steel 1.4435 BN2 (Fe < 0,5%) according to EN 10088-1

Sterilization temperature

150°C

Application

Pharmaceutical and biotechnology industries

Type of construction/ Surface quality

- Inner and outer surface: glossy finish
- Ra internal < 0,4 µm, Ra external < 0.8 µm

Hygienic tube class

H 3 / H 4 according to DIN 11866

Marking

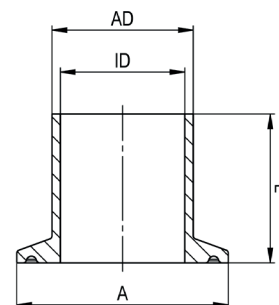

Dimension, material, casting number

Certificates

Certificate according to EN 10204-3.1

Options

Electropolishing (EP)



Remarks

Technical changes reserved

DIMENSIONS OF TRI-CLAMP FERRULE

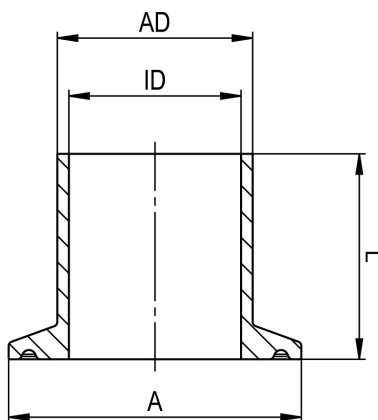

DIMENSION		A (mm)	AD (mm)	ID (mm)	L (mm)	Item No.
According to BS 4825 / ASME-BPE 1997						
OD	1/4"	25,00	6,35	4,57	28,50	102.A-025.025.B.XX
OD	3/8"	25,00	9,53	7,75	28,50	102.A-038.025.B.XX
OD	1/2"	25,00	12,70	9,40	28,50	102.A-050.025.B.XX
OD	1/2"	50,00	12,70	9,40	28,50	102.A-050.050.B.XX
OD	3/4"	25,00	19,05	15,75	21,60	102.A-075.025.A.XX
OD	3/4"	25,00	19,05	15,75	28,50	102.A-075.025.B.XX
OD	3/4"	50,00	19,05	15,75	21,60	102.A-075.050.A.XX
OD	3/4"	50,00	19,05	15,75	28,50	102.A-075.050.B.XX
OD	1"	50,50	25,40	22,10	21,60	102.A-100.050.A.XX
OD	1"	50,50	25,40	22,10	28,50	102.A-100.050.B.XX
OD	1 1/2"	50,50	38,10	34,80	21,60	102.A-150.050.A.XX
OD	1 1/2"	50,50	38,10	34,80	28,50	102.A-150.050.B.XX
OD	2"	64,00	50,80	47,50	21,60	102.A-200.064.A.XX
OD	2"	64,00	50,80	47,50	28,50	102.A-200.064.B.XX
OD	2 1/2"	77,50	63,50	60,20	21,60	102.A-250.077.A.XX
OD	2 1/2"	77,50	63,50	60,20	28,50	102.A-250.077.B.XX
OD	3"	91,00	76,20	72,90	21,60	102.A-300.091.A.XX
OD	3"	91,00	76,20	72,90	28,50	102.A-300.091.B.XX
OD	*3 1/2"	106,00	88,90	84,30	21,60	102.A-350.106.A.XX
OD	*3 1/2"	106,00	88,90	84,30	28,50	102.A-350.106.B.XX
* Non standard .XX = EP, Electropolishing L = 21.60 mm => standard L = 28.60 mm => for orbital welding						

Tri-Clamp Connections

TRI-CLAMP FERRULE 2/2

DIMENSIONS OF TRI-CLAMP FERRULE

DIMENSION		A (mm)	AD (mm)	ID (mm)	L (mm)	Item No.
According to BS 4825 / ASME-BPE 1997						
OD	4"	119,00	101,60	97,40	21,60	102.A-400.119.A.XX
OD	4"	119,00	101,60	97,40	28,50	102.A-400.119.B.XX
OD	*4 1/2"	130,00	114,30	109,10	21,60	102.A-450.130.A.XX
OD	*4 1/2"	130,00	114,30	109,10	28,50	102.A-450.130.B.XX
OD	5"	144,50	127,00	120,00	21,60	102.A-500.144.A.XX
OD	5"	144,50	127,00	120,00	28,50	102.A-500.144.B.XX
OD	6"	167,00	152,40	146,86	21,60	102.A-600.167.A.XX
OD	6"	167,00	152,40	146,86	28,50	102.A-600.167.B.XX
OD	*8"	217,50	205,00	198,00	21,60	102.A-800.217.A.XX
OD	*8"	217,50	205,00	198,00	28,50	102.A-800.217.B.XX
OD	*10"	268,00	254,00	250,00	28,50	102.A-1000.268.B.XX
OD	*12"	319,00	304,80	300,80	28,50	102.A-1200.319.B.XX
* Non standard .XX = EP, Electropolishing L = 21.60 mm => standard L = 28.60 mm => for orbital welding						



Tri-Clamp Connections

TRI-CLAMP GASKET

Standards

ISO 2852

Material

Virgin PTFE (Polytetrafluorethylen), PTFE with core in FPM, Viton®, Vinylidenfluorid Polymerase and Hexafluorpropylene Platinum cured Silicone, EPDM Ethyl-Propylene-Dien-Rubber, Viton®

Sterilization temperature

EPDM: 132°C (almost at 150°C), Silicone, Viton® and Teflon® (PTFE): 150°C

Application

Pharmaceutical and biotechnology industries

Type of construction/ Surface quality

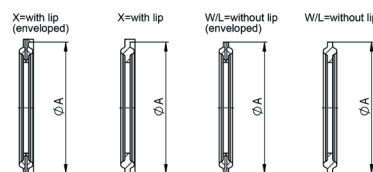

Smooth, non-porous surface, free of blind spots, edges free of burrs

Marking

Marking on packaged units

Certificates

- Incl. Certificate of conformity FDA-21 CFR 177.2600 for Elastomers
- Incl. Certificate of conformity FDA-21 CFR 177.1550 for PTFE
- Incl. USP Class VI
- Animal Derived Ingredients free (ADI) and are therefore BSE/TSE free with respect to source, manufacturing and treatment according to RoHS and REACH guidelines



Remarks

- Technical changes reserved
- Viton® and Teflon® are registered trademarks of Dupont Dow Elastomers
- Lip-free PTFE seals

DIMENSIONS OF TRI-CLAMP SEALS

DIMENSION	A (mm)	Item No. Viton®	Item No. Silicone	Item No. EPDM	Item No. Téflon® / PTFE	Item No. Téflon® / PTFE
Selon ISO 2852 / ISO 1127						
ISO DN	8	22,00	203.I-008.025.VIT	203.I-008.025.SIL	203.I-008.025.EPD	203.I-008.025.TEF
ISO DN	*8	34,00	203.I-008.034.VIT	203.I-008.034.SIL	203.I-008.034.EPD	203.I-008.034.TEF
ISO DN	8	50,50	203.I-008.050.VIT	203.I-008.050.SIL	203.I-008.050.EPD	203.I-008.050.TEF
ISO DN	10	22,00	203.I-010.025.VIT	203.I-010.025.SIL	203.I-010.025.EPD	203.I-010.025.TEF
ISO DN	*10	34,00	203.I-010.034.VIT	203.I-010.034.SIL	203.I-010.034.EPD	203.I-010.034.TEF
ISO DN	10	50,50	203.I-010.050.VIT	203.I-010.050.SIL	203.I-010.050.EPD	203.I-010.050.TEF
ISO DN	*15	34,00	203.I-015.034.VIT	203.I-015.034.SIL	203.I-015.034.EPD	203.I-015.034.TEF
ISO DN	15	50,50	203.I-015.050.VIT	203.I-015.050.SIL	203.I-015.050.EPD	203.I-015.050.TEF
ISO DN	20	50,50	203.I-020.050.VIT	203.I-020.050.SIL	203.I-020.050.EPD	203.I-020.050.TEF
ISO DN	25	50,50	203.I-025.050.VIT	203.I-025.050.SIL	203.I-025.050.EPD	203.I-025.050.TEF
ISO DN	32	64,00	203.I-032.064.VIT	203.I-032.064.SIL	203.I-032.064.EPD	203.I-032.064.TEF
ISO DN	40	64,00	203.I-040.064.VIT	203.I-040.064.SIL	203.I-040.064.EPD	203.I-040.064.TEF
ISO DN	50	77,50	203.I-050.077.VIT	203.I-050.077.SIL	203.I-050.077.EPD	203.I-050.077.TEF
ISO DN	65	91,00	203.I-065.091.VIT	203.I-065.091.SIL	203.I-065.091.EPD	203.I-065.091.TEF
ISO DN	80	106,00	203.I-080.106.VIT	203.I-080.106.SIL	203.I-080.106.EPD	203.I-080.106.TEF
ISO DN	100	130,00	203.I-100.130.VIT	203.I-100.130.SIL	203.I-100.130.EPD	203.I-100.130.TEF
ISO DN	150	182,70	203.I-150.183.VIT	203.I-150.183.SIL	203.I-150.183.EPD	203.I-150.183.TEF
ISO DN	200	233,50	203.I-200.233.VIT	203.I-200.233.SIL	203.I-200.233.EPD	203.I-200.233.TEF
ISO DN	250	287,50	203.I-250.287.VIT	203.I-250.287.SIL	203.I-250.287.EPD	203.I-250.287.TEF
ISO DN	300	338,30	203.I-300.338.VIT	203.I-300.338.SIL	203.I-300.338.EPD	203.I-300.338.TEF
*Non standard						
Lip-free code 203. / with lip code 103						

Tri-Clamp Connections

TRI-CLAMP GASKET

Standards

DIN 32676

Material

Virgin PTFE (Polytetrafluorethylen), PTFE with core in FPM, Viton®, Vinylidenfluorid Polymerase and Hexafluorpropylene Platinum cured Silicone, EPDM Ethyl-Propylene-Dien-Rubber, Viton®

Sterilization temperature

EPDM: 132°C (almost at 150°C), Silicone, Viton® and Teflon® (PTFE): 150°C

Application

Pharmaceutical and biotechnology industries

Type of construction/ Surface quality

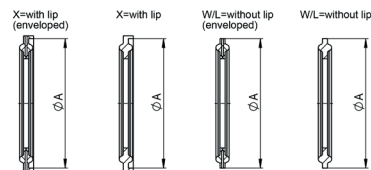

Smooth, non-porous surface, free of blind spots, edges free of burrs

Marking

Marking on packaged units

Certificates

- Incl. Certificate of conformity FDA-21 CFR 177.2600 for Elastomers
- Incl. Certificate of conformity FDA-21 CFR 177.1550 for PTFE
- Incl. USP Class VI
- Animal Derived Ingredients free (ADI) and are therefore BSE/TSE free with respect to source, manufacturing and treatment according to RoHS and REACH guidelines



Remarks

- Technical changes reserved
- Viton® and Teflon® are registered trademarks of Dupont Dow Elastomers
- Lip-free PTFE seals

DIMENSIONS OF TRI-CLAMP SEALS

DIMENSION	A (mm)	Item No. Viton®	Item No. Silicone	Item No. EPDM	Item No. Téflon® / PTFE	Item No. Téflon® / PTFE enveloped Viton®
Selon DIN 32676 / DIN 11850						
DIN	*4	22,00	203.D-004.025.VIT	203.D-004.025.SIL	203.D-004.025.EPD	203.D-004.025.TEF
DIN	*6	22,00	203.D-006.025.VIT	203.D-006.025.SIL	203.D-006.025.EPD	203.D-006.025.TEF
DIN	*8	22,00	203.D-008.025.VIT	203.D-008.025.SIL	203.D-008.025.EPD	203.D-008.025.TEF
DIN	*10	22,00	203.D-010.025.VIT	203.D-010.025.SIL	203.D-010.025.EPD	203.D-010.025.TEF
DIN	10	34,00	203.D-010.034.VIT	203.D-010.034.SIL	203.D-010.034.EPD	203.D-010.034.TEF
DIN	15	34,00	203.D-015.034.VIT	203.D-015.034.SIL	203.D-015.034.EPD	203.D-015.034.TEF
DIN	20	34,00	203.D-020.034.VIT	203.D-020.034.SIL	203.D-020.034.EPD	203.D-020.034.TEF
DIN	25	50,50	203.D-025.050.VIT	203.D-025.050.SIL	203.D-025.050.EPD	203.D-025.050.TEF
DIN	32	50,50	203.D-032.050.VIT	203.D-032.050.SIL	203.D-032.050.EPD	203.D-032.050.TEF
DIN	40	50,50	203.D-040.050.VIT	203.D-040.050.SIL	203.D-040.050.EPD	203.D-040.050.TEF
DIN	50	64,00	203.D-050.064.VIT	203.D-050.064.SIL	203.D-050.064.EPD	203.D-050.064.TEF
DIN	65	91,00	203.D-065.091.VIT	203.D-065.091.SIL	203.D-065.091.EPD	203.D-065.091.TEF
DIN	80	106,00	203.D-080.106.VIT	203.D-080.106.SIL	203.D-080.106.EPD	203.D-080.106.TEF
DIN	100	119,00	203.D-100.119.VIT	203.D-100.119.SIL	203.D-100.119.EPD	203.D-100.119.TEF
DIN	125	155,00	203.D-125.155.VIT	203.D-125.155.SIL	203.D-125.155.EPD	203.D-125.155.TEF
DIN	150	183,00	203.D-150.183.VIT	203.D-150.183.SIL	203.D-150.183.EPD	203.D-150.183.TEF
DIN	200	233,50	203.D-200.233.VIT	203.D-200.233.SIL	203.D-200.233.EPD	203.D-200.233.TEF
DIN	250	268,00	203.D-250.268.VIT	203.D-250.268.SIL	203.D-250.268.EPD	203.D-250.268.TEF
DIN	300	319,00	203.D-300.319.VIT	203.D-300.319.SIL	203.D-300.319.EPD	203.D-300.319.TEF
*Non standard						
Lip-free code 203. / with lip code 103						

Tri-Clamp Connections

TRI-CLAMP GASKET

Standards

BS 4825 (ASME-BPE)

Material

Virgin PTFE (Polytetrafluorethylen), PTFE with core in FPM, Viton®, Vinylidenfluorid Polymerase and Hexafluorpropylene Platinum cured Silicone, EPDM Ethyl-Propylene-Dien-Rubber, Viton®

Sterilization temperature

EPDM: 132°C (almost at 150°C), Silicone, Viton® and Teflon® (PTFE): 150°C

Application

Pharmaceutical and biotechnology industries

Type of construction/ Surface quality

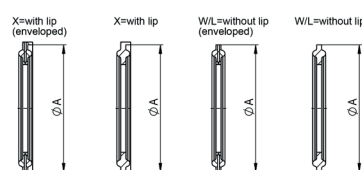

Smooth, non-porous surface, free of blind spots, edges free of burrs

Marking

Marking on packaged units

Certificates

- Incl. Certificate of conformity FDA-21 CFR 177.2600 for Elastomers
- Incl. Certificate of conformity FDA-21 CFR 177.1550 for PTFE
- Incl. USP Class VI
- Animal Derived Ingredients free (ADI) and are therefore BSE/TSE free with respect to source, manufacturing and treatment according to RoHS and REACH guidelines




Remarks

- Technical changes reserved
- Viton® and Teflon® are registered trademarks of Dupont Dow Elastomers
- Lip-free PTFE seals

DIMENSIONS OF TRI-CLAMP GASKET

Dimension	A (mm)	Item No. Viton®	Item No. Silicone	Item No. EPDM	Item No. Téflon® / PTFE	Item No. Téflon® / PTFE enveloped Viton®	
According to BS 4825 / ASME BPE 1997							
OD	1/2"	22,00	203.A-050.025.VIT	203.A-050.025.SIL	203.A-050.025.EPD	203.A-050.025.TEF	203.A-050.025.TEN
OD	3/4"	22,00	203.A-075.025.VIT	203.A-075.025.SIL	203.A-075.025.EPD	203.A-075.025.TEF	203.A-075.025.TEN
OD	1"	50,50	203.A-100.050.VIT	203.A-100.050.SIL	203.A-100.050.EPD	203.A-100.050.TEF	203.A-100.050.TEN
OD	1 1/2"	50,50	203.A-150.050.VIT	203.A-150.050.SIL	203.A-150.050.EPD	203.A-150.050.TEF	203.A-150.050.TEN
OD	2"	64,00	203.A-200.064.VIT	203.A-200.064.SIL	203.A-200.064.EPD	203.A-200.064.TEF	203.A-200.064.TEN
OD	2 1/2"	77,50	203.A-250.077.VIT	203.A-250.077.SIL	203.A-250.077.EPD	203.A-250.077.TEF	203.A-250.077.TEN
OD	3"	91,00	203.A-300.091.VIT	203.A-300.091.SIL	203.A-300.091.EPD	203.A-300.091.TEF	203.A-300.091.TEN
OD	*3 1/2"	106,00	203.A-350.106.VIT	203.A-350.106.SIL	203.A-350.106.EPD	203.A-350.106.TEF	203.A-350.106.TEN
OD	4"	119,00	203.A-400.119.VIT	203.A-400.119.SIL	203.A-400.119.EPD	203.A-400.119.TEF	203.A-400.119.TEN
OD	*4 1/2"	130,00	203.A-450.130.VIT	203.A-450.130.SIL	203.A-450.130.EPD	203.A-450.130.TEF	203.A-450.130.TEN
OD	*5"	144,00	203.A-500.144.VIT	203.A-500.144.SIL	203.A-500.144.EPD	203.A-500.144.TEF	203.A-500.144.TEN
OD	*5 1/2"	144,00	203.A-550.144.VIT	203.A-550.144.SIL	203.A-550.144.EPD	203.A-550.144.TEF	203.A-550.144.TEN
OD	*6"	167,00	203.A-600.167.VIT	203.A-600.167.SIL	203.A-600.167.EPD	203.A-600.167.TEF	203.A-600.167.TEN
OD	*8"	217,50	203.A-800.217.VIT	203.A-800.217.SIL	203.A-800.217.EPD	203.A-800.217.TEF	203.A-800.217.TEN
OD	*10"	268,00	203.A-1000.268.VIT	203.A-1000.268.SIL	203.A-1000.268.EPD	203.A-1000.268.TEF	203.A-1000.268.TEN
OD	*12"	319,50	203.A-1200.319.VIT	203.A-1200.319.SIL	203.A-1200.319.EPD	203.A-1200.319.TEF	203.A-1200.319.TEN
*Non standard							
Lip-free code 203. / with lip code 103							

MATERIAL RESISTANCE TABLE OF ELASTOMERS



Chemical description	Fluorine rubber Viton®	Silicone	Ethyl-Propylene-Dien-Rubber	Teflon®	**Coated
Short description according to ISO 1629	FPM	MVQ	EPDM	PTFE	FEP/MVQ
Specifications					
Erosion-Resistance	good	good to excellent	good to excellent	excellent	excellent
Steam-Resistance	poor	poor	good to excellent	excellent	excellent
Conductivity quality	good	excellent	excellent	excellent	excellent
Fire-Resistance	good	poor	poor	excellent	excellent
Ozone-Resistance	excellent	excellent	excellent	excellent	excellent
Acid-Resistance	good	good	good to excellent	excellent	excellent
Temperatur-Resistance	-29°C to 204°C	-62°C to 232°C	-46°C to 132°C almost to 150°C	-78°C to 232°C	-60°C to 200°C
Time-Resistance	good	excellent	excellent	excellent	excellent
Tensile strength	good to excellent	poor	good	excellent	excellent

Tri-Clamp Connections

TRI-CLAMP BLIND COVER

Standards

ISO 2852, DIN 32676, BS 4825 (ASME-BPE)

Material

Stainless Steel 1.4435 BN2 (Fe < 0,5%) according to EN 10088-1

Sterilization temperature

150°C

Application

Pharmaceutical and biotechnology industries

Type of construction/ Surface quality

- Inner and outer surface: glossy finish
- Ra internal < 0,4 µm, Ra external < 0.8 µm

Hygienic tube class

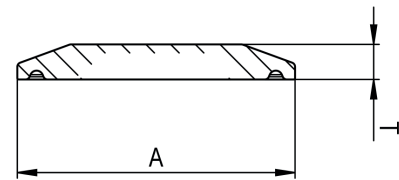

H 3 / H 4 according to DIN 11866

Marking

Dimension, material, casting number

Certificates

Certificate according to EN 10204-3.1



Option

Electropolishing (EP)

Remarks

Technical changes reserved

DIMENSIONS OF TRI-CLAMP BLIND COVER

ISO 2852	DIN 32676	BS 4825	A (mm)	T (mm)	Item No.
DN 6/8/10	DIN 4/6/8/*10	1/2"/*3/4"	25,00	4,75	104.000.025.XX
	DIN 10/15/20		34,00	6,35	104.000.034.XX
*DN 8/*10/15/20/25	DIN 25/32/40	1" - 1 1/2"	50,50	6,35	104.000.050.XX
DN 32/40	DIN 50	2"	64,00	6,35	104.000.064.XX
DN 50		2 1/2"	77,50	6,35	104.000.077.XX
DN 65	DIN 65	3"	91,00	6,35	104.000.091.XX
DN 80	DIN 80	3 1/2"	106,00	6,35	104.000.106.XX
	DIN 100	4"	119,00	8,00	104.000.119.XX
DN 100		4 1/2"	130,00	10,00	104.000.130.XX
	*DIN 125	5"	144,50	10,00	104.000.144.XX
	DIN 125	5 1/2"	155,00	10,00	104.000.155.XX
		6"	167,00	14,00	104.000.167.XX
DN 150	DIN 150	6 5/8"	183,00	14,00	104.000.183.XX
		8"	217,50	14,00	104.000.217.XX
DN 200	DIN 200	8 5/8"	233,50	14,00	104.000.233.XX
	*DIN 250	*10"	268,00	14,00	104.000.268.XX
DN 250		*10 5/8"	286,10	14,00	104.000.286.XX
		*12"	319,00	20,00	104.000.319.XX
DN 300		12 5/8"	338,50	20,00	104.000.338.XX
*Non standard					
.XX = EP, Electropolishing					

Tri-Clamp Connections

CLAMP SIGHT GLASSES

Standards

BS 4825 (ASME-BPE)

Material

- Stainless Steel 1.4462 Duplex according to EN 10088
 - Glass: Borosilicate according to DIN 7080 other materials (e.g. 2.4602 or 2.4610) on request

Permissible working temperature

-30° to +280° C

Application

Pharmaceutical and biotechnology industries

Working pressure

-1 to +16 bar (depends on the size - see table below)

Type of construction/ Surface quality

- Inner and outer surface: sanded and polished
 - Ra internal < 0,3 µm, Ra external < 0.8 µm

Permission

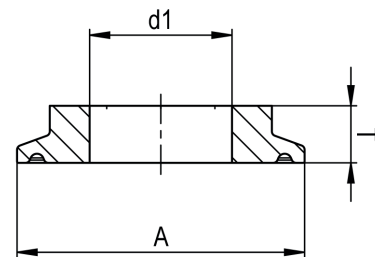

3A-Standard for food

Marking

Dimension, material, casting number

Certificates

Certificate according to EN 10204-3.1



Remarques

- Other sizes available on request
 - Technical changes reserved

DIMENSIONS OF CLAMP SIGHT GLASSES

DIMENSION			A (mm)	T (mm)	d1 (mm)	Max. pressure	Item No.
DIN 32676	ISO 2852	BS 4825					
-	DN 08/10	OD 1/2" - 3/4"	25,00	10,00	10,00	16 bars	MTG.80.016.025.06B2
DIN 10/15/20	-	-	34,00	8,00	14,00	16 bars	MTG.80.016.034.06B2
DIN 25/32/40	DN 15/20/25	OD 1" - 1 1/2"	50,50	10,00	25,00	16 bars	MTG.80.016.050.06B2
DIN 50	DN 34/40	OD 2"	64,00	10,00	30,00	16 bars	MTG.80.016.064.06B2
-	DN 50	OD 2 1/2"	77,50	10,00	35,00	10 bars	MTG.80.016.077.06B2
DIN 65	DN 65	OD 3"	91,00	10,00	40,00	10 bars	MTG.80.010.091.06B2
DIN 80	DN 80	OD 3 1/2"	106,00	10,00	50,00	10 bars	MTG.80.010.106.06B2
DIN 100	-	OD 4"	119,00	12,00	55,00	10 bars	MTG.80.010.119.06B2
-	DN 100	OD 4 1/2"	130,00	16,00	60,00	10 bars	MTG.80.010.119.06B2
-	-	OD 5"	144,50	16,00	65,00	10 bars	MTG.80.010.144.06B2
DIN 125	-	OD 5 1/2"	155,00	16,00	70,00	6 bars	MTG.80.006.155.06B2
-	-	OD 6"	167,00	16,00	75,00	6 bars	MTG.80.006.167.06B2
DIN 150	DN 150	-	183,00	16,00	80,00	6 bars	MTG.80.006.183.06B3
-	-	OD 8"	217,50	18,00	100,00	6 bars	MTG.80.006.217.06B2
DIN 200	DN 200	-	233,50	18,00	100,00	6 bars	MTG.80.006.233.06B3
-	-	OD 10"	268,00	20,00	130,00	6 bars	MTG.80.006.268.06B2
-	-	OD 12"	319,30	22,00	150,00	6 bars	MTG.80.006.319.06B2
DIN 300	DN 300	-	338,3	22,00	150,00	6 bars	MTG.80.006.338.06B3

Tri-Clamp Connections

TRI-CLAMP FILTER GASKETS 1/2

Standards

DIN 32676 Row C (ASME-BPE 2009)

Material

- EPDM ethyl-propylene-diene-rubber
- Platinum cured Silicone
- AISI 316

Sterilization temperature

Silicone: 150°C, EPDM: 132°C (almost at 150°C)

Application

Pharmaceutical and biotechnology industries

Type of construction/ Surface quality

Smooth, non-porous surface, free of blind spots, edges free of burrs

Marking

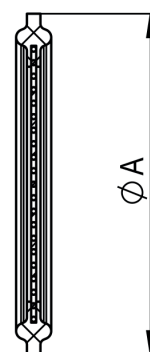

Marking on packaged units

Certificates

- Incl. Certificate of Conformity FDA-21 CFR 177.2600 for Elastomers
- Incl. USP Class VI
- Incl. Certificate material 3.1
- Animal Derived Ingredients free (ADI) and are therefore BSE/TSE free with respect to source, manufacturing and treatment according to RoHS and REACH guidelines

Remarks

- Other sizes available on request
- Technical changes reserved



DIMENSIONS OF TRI-CLAMP FILTER GASKETS

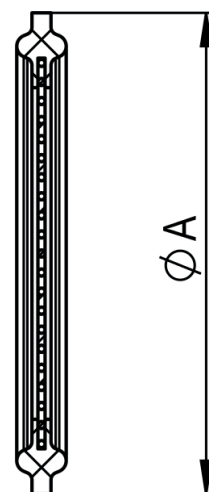

ISO 2852	A (mm)	Gasket#	Item No. Silicone	Item No. EPDM
According to DIN 32676 Row C (ASME-BPE)				
OD	1 1/2"	50,50	203.SC10.150.050.SIL	203.SC10.150.050.EPD
OD	1 1/2"	50,50	203.SC20.150.050.SIL	203.SC20.150.050.EPD
OD	1 1/2"	50,50	203.SC30.150.050.SIL	203.SC30.150.050.EPD
OD	1 1/2"	50,50	203.SC35.150.050.SIL	203.SC35.150.050.EPD
OD	1 1/2"	50,50	203.SC40.150.050.SIL	203.SC40.150.050.EPD
OD	1 1/2"	50,50	203.SC60.150.050.SIL	203.SC60.150.050.EPD
OD	1 1/2"	50,50	203.SC100.150.050.SIL	203.SC100.150.050.EPD
OD	2"	64,00	203.SC10.200.064.SIL	203.SC10.200.064.EPD
OD	2"	64,00	203.SC20.200.064.SIL	203.SC20.200.064.EPD
OD	2"	64,00	203.SC30.200.064.SIL	203.SC30.200.064.EPD
OD	2"	64,10	203.SC35.200.064.SIL	203.SC35.200.064.EPD
OD	2"	64,20	203.SC40.200.064.SIL	203.SC40.200.064.EPD
OD	2"	64,30	203.SC60.200.064.SIL	203.SC60.200.064.EPD
OD	2"	64,40	203.SC100.200.064.SIL	203.SC100.200.064.EPD
OD	2 1/2"	77,50	203.SC10.250.077.SIL	203.SC10.250.077.EPD
OD	2 1/2"	77,50	203.SC20.250.077.SIL	203.SC20.250.077.EPD
OD	2 1/2"	77,50	203.SC30.250.077.SIL	203.SC30.250.077.EPD
OD	2 1/2"	77,50	203.SC35.250.077.SIL	203.SC35.250.077.EPD
OD	2 1/2"	77,50	203.SC40.250.077.SIL	203.SC40.250.077.EPD
OD	2 1/2"	77,50	203.SC60.250.077.SIL	203.SC60.250.077.EPD
OD	2 1/2"	77,50	203.SC100.250.077.SIL	203.SC100.250.077.EPD
OD	3"	91,00	203.SC10.300.091.SIL	203.SC10.300.091.EPD
OD	3"	91,00	203.SC20.300.091.SIL	203.SC20.300.091.EPD
OD	3"	91,00	203.SC30.300.091.SIL	203.SC30.300.091.EPD
OD	3"	91,00	203.SC35.300.091.SIL	203.SC35.300.091.EPD
OD	3"	91,00	203.SC40.300.091.SIL	203.SC40.300.091.EPD
OD	3"	91,00	203.SC60.300.091.SIL	203.SC60.300.091.EPD
OD	3"	91,00	203.SC100.300.091.SIL	203.SC100.300.091.EPD

Tri-Clamp Connections

TRI-CLAMP FILTER GASKETS 2/2

CONVERSION TABLE MESH/MICRON

Mesh	Inch	Microns	Millimeters
3	0,265	6730	6,730
4	0,187	4760	4,760
5	0,157	4000	4,000
6	0,132	3360	3,360
7	0,111	2830	2,830
8	0,0937	2380	2,380
10	0,0787	2000	2,000
12	0,0661	1680	1,680
14	0,0555	1410	1,410
16	0,0469	1190	1,190
18	0,0394	1000	1,000
20	0,0331	841	0,841
25	0,028	707	0,707
30	0,0232	595	0,595
35	0,0197	500	0,500
40	0,0165	400	0,400
45	0,0138	354	0,354
50	0,0117	297	0,297
60	0,0098	250	0,250
70	0,0083	210	0,210
80	0,007	177	0,177
100	0,0059	149	0,149



Tri-Clamp Connections

SMART GASKET®

Standards

DIN 32676 Row C (ASME-BPE 2009)

Material

- EPDM ethyl-propylene-diene-rubber
- Platinum cured Silicone

Sterilization temperature

Silicone: 150°C, EPDM: 132°C (almost at 150°C)

Application

Pharmaceutical and biotechnology industries

Type of construction/ Surface quality

Smooth, non-porous surface, free of blind spots, edges free of burrs

Marking

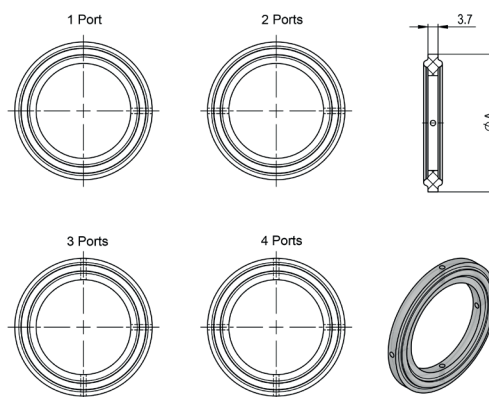
Marking on packaged units

Certificates

- Incl. Certificate of Conformity FDA-21 CFR 177.2600 for Elastomers
- Incl. USP Class VI
- Incl. Certificate material 3.1
- Animal Derived Ingredients free (ADI) and are therefore BSE/TSE free with respect to source, manufacturing and treatment according to RoHS and REACH guidelines

Remarks

- Other sizes available on request
- Technical changes reserved



DIMENSIONS OF SMART GASKET®

Dimension	A (mm)	Ports	Item No. Silicone	Item No. EPDM	Item No. Closure Clamp for Smart Gasket®	
According to DIN 32676 Row C (ASME-BPE)						
OD	1/2"	25,00	1	203.SM1.A-050.025.SIL	203.SM1.A-050.025.EPD	101.SM1.025
OD	1/2"	25,00	2	203.SM2.A-050.025.SIL	203.SM2.A-050.025.EPD	101.SM2.025
OD	1/2"	25,00	3	203.SM3.A-050.025.SIL	203.SM3.A-050.025.EPD	101.SM3.025
OD	1/2"	25,00	4	203.SM4.A-050.025.SIL	203.SM4.A-050.025.EPD	101.SM4.025
OD	3/4"	25,00	1	203.SM1.A-075.025.SIL	203.SM1.A-075.025.EPD	101.SM1.025
OD	3/4"	25,00	2	203.SM2.A-050.025.SIL	203.SM2.A-050.025.EPD	101.SM2.025
OD	3/4"	25,00	3	203.SM3.A-050.025.SIL	203.SM3.A-050.025.EPD	101.SM3.025
OD	3/4"	25,00	4	203.SM4.A-050.025.SIL	203.SM4.A-050.025.EPD	101.SM4.025
OD	1"	50,50	1	203.SM1.A-100.050.SIL	203.SM1.A-100.050.EPD	101.SM1.050
OD	1"	50,50	2	203.SM2.A-100.050.SIL	203.SM2.A-100.050.EPD	101.SM2.050
OD	1"	50,50	3	203.SM3.A-100.050.SIL	203.SM3.A-100.050.EPD	101.SM3.050
OD	1"	50,50	4	203.SM4.A-100.050.SIL	203.SM4.A-100.050.EPD	101.SM4.050
OD	1 1/2"	50,50	1	203.SM1.A-150.050.SIL	203.SM1.A-150.050.EPD	101.SM1.050
OD	1 1/2"	50,50	2	203.SM2.A-150.050.SIL	203.SM2.A-150.050.EPD	101.SM2.050
OD	1 1/2"	50,50	3	203.SM3.A-150.050.SIL	203.SM3.A-150.050.EPD	101.SM3.050
OD	1 1/2"	50,50	4	203.SM4.A-150.050.SIL	203.SM4.A-150.050.EPD	101.SM4.050
OD	2"	64,00	1	203.SM1.A-200.064.SIL	203.SM1.A-200.064.EPD	101.SM1.064
OD	2"	64,00	2	203.SM2.A-200.064.SIL	203.SM2.A-200.064.EPD	101.SM2.064
OD	2"	64,00	3	203.SM3.A-200.064.SIL	203.SM3.A-200.064.EPD	101.SM3.064
OD	2"	64,00	4	203.SM4.A-200.064.SIL	203.SM4.A-200.064.EPD	101.SM4.064
OD	3"	91,00	1	203.SM1.A-300.091.SIL	203.SM1.A-300.091.EPD	101.SM1.091
OD	3"	91,00	2	203.SM2.A-300.091.SIL	203.SM2.A-300.091.EPD	101.SM2.091
OD	3"	91,00	3	203.SM3.A-300.091.SIL	203.SM3.A-300.091.EPD	101.SM3.091
OD	3"	91,00	4	203.SM4.A-300.091.SIL	203.SM4.A-300.091.EPD	101.SM4.091
OD	4"	119,00	1	203.SM1.A-400.119.SIL	203.SM1.A-400.119.EPD	101.SM1.119
OD	4"	119,00	2	203.SM2.A-400.119.SIL	203.SM2.A-400.119.EPD	101.SM2.119
OD	4"	119,00	3	203.SM3.A-400.119.SIL	203.SM3.A-400.119.EPD	101.SM3.119
OD	4"	119,00	4	203.SM4.A-400.119.SIL	203.SM4.A-400.119.EPD	101.SM4.119

Tri-Clamp Connections

TRI-CLAMP ORIFICE PLATE

Standards

DIN 32676 Row C (ASME-BPE 2009)

Material

- EPDM ethyl-propylene-diene-rubber
- Platinum cured Silicone
- Tri-Clamp Plate made of AISI 316L

Sterilization temperature

Silicone: 150°C, EPDM: 132°C (almost at 150°C)

Application

Pharmaceutical and biotechnology industries

Type of construction/ Surface quality

Smooth, non-porous surface, free of blind spots, edges free of burrs

Marking

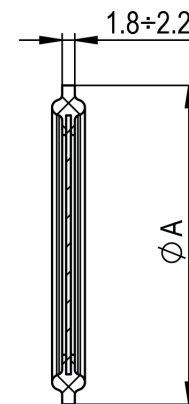

Marking on packaged units

Certificates

- Incl. Certificate of Conformity FDA-21 CFR 177.2600 for Elastomers
- Incl. USP Class VI
- Incl. Certificate material 3.1
- Animal Derived Ingredients free (ADI) and are therefore BSE/TSE free with respect to source, manufacturing and treatment according to RoHS and REACH guidelines


Remarks

- Also available with pierced hole
- Other sizes available on request
- Technical changes reserved



DIMENSIONS OF TRI-CLAMP ORIFICE PLATE

DIMENSION	A (mm)	Item No. Silicone	Item No. EPDM
According to DIN 32676 Row C (ASME-BPE)			
OD	3/4"	203.BL.A-075.025.SIL	203.BL.A-075.025.EPD
OD	1"	203.BL.A-100.050.SIL	203.BL.A-100.050.EPD
OD	1 1/2"	203.BL.A-150.050.SIL	203.BL.A-100.050.EPD
OD	2"	203.BL.A-200.064.SIL	203.BL.A-200.064.EPD
OD	2 1/2"	203.BL.A-250.077.SIL	203.BL.A-250.077.EPD
OD	3"	203.BL.A-300.091.SIL	203.BL.A-300.091.EPD



TRI-CLAMP FITTINGS



www.aseptconn.ch

Tri-Clamp Fittings

TRI-CLAMP ELBOW 45° 1/2

Standards

DIN 11865, TC according to DIN 32676, ASME BPE 2009

Material

Stainless Steel 1.4435 BN2 (Fe < 0,5%) according to EN 10088

Sterilization temperature

150°C

Application

Pharmaceutical and biotechnology industries

Type of Construction / Surface quality

- Inner surface: sanded and electropolished
- Ra internal < 0,6 µm
- Outer surface of the elbow : glossy finishes
- Welding : bleached pickled

Hygienic tube class

H 3 according to DIN 11866

Marking

Dimension, material, casting number

Certificates

Certificate according to EN 10204-3.1

Tolerances

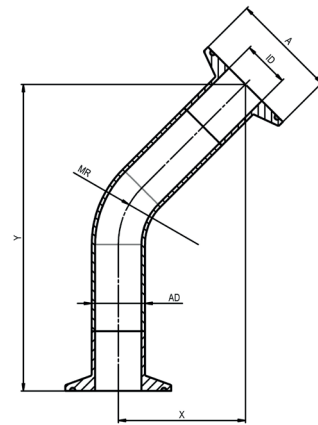
Measures x / y: +/- 2mm

Option

Other sizes and / or combinations available on request

Remark

Technical changes reserved



DIMENSIONS OF TRI-CLAMP ELBOW 45°

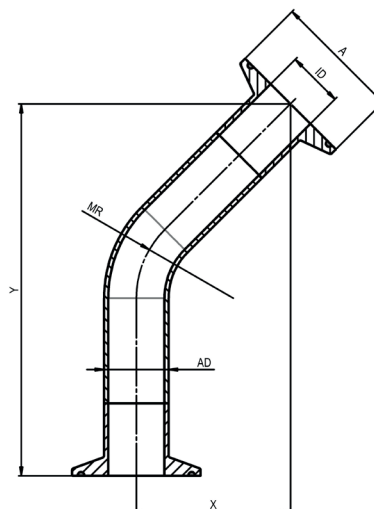
DIMENSION	A (mm)	AD (mm)	ID (mm)	X (mm)	Y (mm)	Item No.	
According to 32676 Row B, ISO 1127							
ISO DN	8	25,00	13,50	10,30	43,70	105,50	123.45.I-008.025.EP
ISO DN	8	50,50	13,50	10,30	43,70	105,50	123.45.I-008.050.EP
ISO DN	10	25,00	17,20	14,00	46,00	111,10	123.45.I-010.025.EP
ISO DN	10	50,50	17,20	14,00	46,00	111,10	123.45.I-010.050.EP
ISO DN	15	50,50	21,30	18,10	46,60	112,50	123.45.I-015.050.EP
ISO DN	20	50,50	26,90	23,70	56,80	137,10	123.45.I-020.050.EP
ISO DN	25	50,50	33,70	29,70	59,50	143,70	123.45.I-025.050.EP
ISO DN	32	64,00	42,40	38,40	62,40	150,60	123.45.I-032.064.EP
ISO DN	40	64,00	48,30	44,30	65,10	157,20	123.45.I-040.064.EP
ISO DN	50	77,50	60,30	56,30	70,70	170,70	123.45.I-050.077.EP
ISO DN	65	91,00	76,10	72,10	86,90	209,80	123.45.I-065.091.EP

Tri-Clamp Fittings

TRI-CLAMP ELBOW 45° 2/2

DIMENSIONS OF TRI-CLAMP ELBOW 45°

DIMENSION		A (mm)	AD (mm)	ID (mm)	X (mm)	Y (mm)	Item No.
According to 32676 Row C, ASME BPE 2009							
OD	1/2"	25,00	12,70	9,40	60,60	146,30	123.45.A-050.025.EP
OD	3/4"	25,00	19,05	15,75	60,60	146,30	123.45.A-075.025.EP
OD	1"	50,50	25,40	22,10	60,60	146,30	123.45.A-100.050.EP
OD	1 1/2"	50,50	38,10	34,80	65,10	157,10	123.45.A-150.050.EP
OD	2"	64,00	50,80	47,50	74,00	178,70	123.45.A-200.064.EP
OD	2 1/2"	77,50	63,50	60,20	80,80	195,00	123.45.A-250.077.EP
OD	3"	91,00	76,20	72,90	85,30	205,90	123.45.A-300.091.EP
OD	4"	119,00	101,60	97,40	101,00	243,80	123.45.A-400.119.EP



Tri-Clamp Fittings

TRI-CLAMP ELBOW 90° WITH FERRULE 1/2

Standards

DIN 11865, TC according to DIN 32676, ASME BPE 2009

Material

Stainless Steel 1.4435 BN2 (Fe < 0,5%) according to EN 10088

Sterilization temperature

150°C

Application

Pharmaceutical and biotechnology industries

Type of Construction / Surface quality

- Inner surface: sanded and electropolished
- Ra internal < 0,6 µm
- Outer surface of the elbow : glossy finishes
- Welding : bleached pickled

Hygienic tube class

H 3 according to DIN 11866

Marking

Dimension, material, casting number

Certificates

Certificate according to EN 10204-3.1

Tolerances

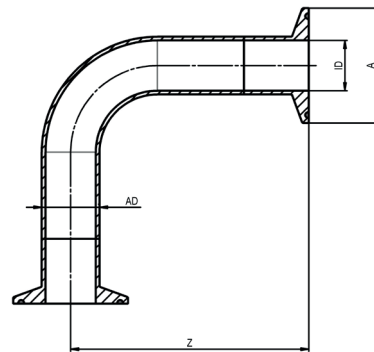
Measure Z: +/- 2mm

Option

Other sizes and / or combinations available on request

Remark

Technical changes reserved



DIMENSIONS OF ELBOW 90° WITH FERRULE

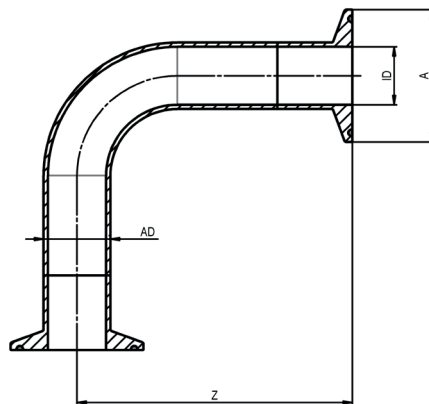
DIMENSION		A (mm)	AD (mm)	ID (mm)	Z (mm)	Item No.
According to DIN 32676 Row B, ISO 1127						
ISO DN	8	25,00	13,50	10,30	73,50	123.90.I-008.025.EP
ISO DN	8	50,50	13,50	10,30	73,50	123.90.I-008.050.EP
ISO DN	10	25,00	17,20	14,00	81,50	123.90.I-010.025.EP
ISO DN	10	50,50	17,20	14,00	81,50	123.90.I-010.050.EP
ISO DN	15	50,50	21,30	18,10	83,50	123.90.I-015.050.EP
ISO DN	20	50,50	26,90	23,70	97,00	123.90.I-020.050.EP
ISO DN	25	50,50	33,70	29,70	106,50	123.90.I-025.050.EP
ISO DN	32	64,00	42,40	38,40	116,00	123.90.I-032.064.EP
ISO DN	40	64,00	48,30	44,30	125,50	123.90.I-040.064.EP
ISO DN	50	77,50	60,30	56,30	144,50	123.90.I-050.077.EP
ISO DN	65	91,00	76,10	72,10	178,50	123.90.I-065.091.EP

Tri-Clamp Fittings

TRI-CLAMP ELBOW 90° WITH FERRULE 2/2

DIMENSIONS OF ELBOW 90° WITH FERRULE

DIMENSION		A (mm)	AD (mm)	ID (mm)	Z (mm)	Item No.
According to DIN 32676 Row C, ASME BPE 2009						
OD	1/2"	25,00	12,70	9,40	104,70	123.90.A-050.025.EP
OD	3/4"	25,00	19,05	15,75	104,70	123.90.A-075.025.EP
OD	1"	50,50	25,40	22,10	104,70	123.90.A-100.050.EP
OD	1 1/2"	50,50	38,10	34,80	123,80	123.90.A-150.050.EP
OD	2"	64,00	50,80	47,50	149,20	123.90.A-200.064.EP
OD	2 1/2"	77,50	63,50	60,20	168,20	123.90.A-250.077.EP
OD	3"	91,00	76,20	72,90	187,30	123.90.A-300.091.EP
OD	4"	119,00	101,60	97,40	231,70	123.90.A-400.119.EP



Tri-Clamp Fittings

EQUAL TRI-CLAMP T-PIECE 1/2

Standards

DIN 11865, TC according to DIN 32676, ASME BPE 2009

Material

Stainless Steel 1.4435 BN2 (Fe < 0,5%) according to EN 10088

Sterilization temperature

150°C

Application

Pharmaceutical and biotechnology industries

Type of Construction / Surface quality

- Inner surface: sanded and electropolished
- Ra internal < 0,6 µm
- Outer surface of the T-piece: glossy finishes
- Welding: bleached pickled

Hygienic tube class

H 3 according to DIN 11866

Marking

Dimension, material, casting number

Certificates

Certificate according to EN 10204-3.1

Tolerances

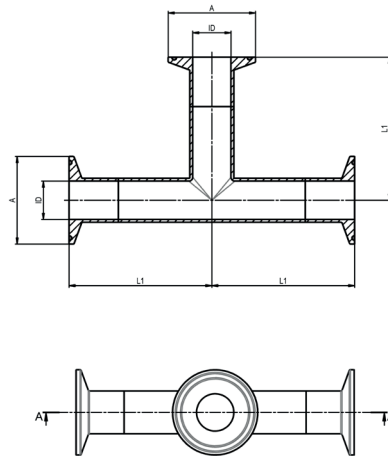

Measure L1= +/- 2mm

Option

Other sizes and / or combinations available on request

Remark

Technical changes reserved



DIMENSIONS OF EQUAL TRI-CLAMP T-PIECE

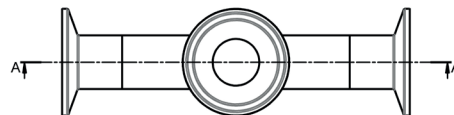
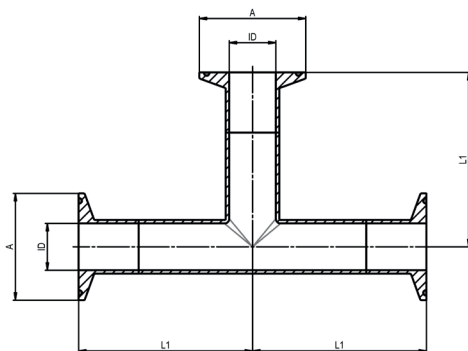
DIMENSION	A (mm)	AD (mm)	ID (mm)	L1 (mm)	L2 (mm)	Item No.
According to DIN 32676 Row B, ISO 1127						
ISO DN	8	25,00	13,50	10,20	60,50	121.E.I-008.025.EP
ISO DN	8	50,50	13,50	10,20	60,50	121.E.I-008.050.EP
ISO DN	10	25,00	17,20	15,00	62,50	121.E.I-010.025.EP
ISO DN	10	50,50	17,20	14,00	62,50	121.E.I-010.050.EP
ISO DN	15	50,50	21,30	18,10	64,50	121.E.I-015.050.EP
ISO DN	20	50,50	26,90	23,70	83,00	121.E.I-020.050.EP
ISO DN	25	50,50	33,70	29,70	88,50	121.E.I-025.050.EP
ISO DN	32	64,00	42,40	38,40	93,50	121.E.I-032.064.EP
ISO DN	40	64,00	48,30	44,30	93,50	121.E.I-040.064.EP
ISO DN	50	77,50	60,30	56,30	118,50	121.E.I-050.077.EP
ISO DN	65	91,00	76,10	72,10	138,50	121.E.I-065.091.EP
ISO DN	80	106,00	88,90	84,30	158,50	121.E.I-080.106.EP
ISO DN	100	130,00	114,30	109,70	183,50	121.E.I-100.130.EP

Tri-Clamp Fittings

EQUAL TRI-CLAMP T-PIECE 2/2

DIMENSIONS OF EQUAL TRI-CLAMP T-PIECE

DIMENSION		A (mm)	AD (mm)	ID (mm)	L1 (mm)	L2 (mm)	Item No.
According to DIN 32676 Row C, ASME BPE 2009							
OD	1/2"	25,00	12,70	9,40	76,10	152,20	121.E.A-050.025.EP
OD	3/4"	25,00	19,05	15,75	79,30	158,60	121.E.A-075.025.EP
OD	1"	50,50	25,40	22,10	82,50	165,00	121.E.A-100.050.EP
OD	1 1/2"	50,50	38,10	34,80	88,80	177,60	121.E.A-150.050.EP
OD	2"	64,00	50,80	47,50	101,50	203,00	121.E.A-200.064.EP
OD	2 1/2"	77,50	63,50	60,20	107,90	215,80	121.E.A-250.077.EP
OD	3"	91,00	76,20	72,90	114,20	228,40	121.E.A-300.091.EP
OD	4"	119,00	101,60	97,40	126,90	266,60	121.E.A-400.119.EP



Tri-Clamp Fittings

SHORT TRI-CLAMP T-PIECE 1/2

Standards

DIN 11865, TC according to DIN 32676, ASME BPE 2009

Material

Stainless Steel 1.4435 BN2 (Fe < 0,5%) according to EN 10088

Sterilization temperature

150°C

Application

Pharmaceutical and biotechnology industries

Type of Construction / Surface quality

- Inner surface: sanded and electropolished
- Ra internal < 0,6 µm
- Outer surface of the T-piece: glossy finishes
- Welding: bleached pickled

Hygienic tube class

H 3 according to DIN 11866

Marking

Dimension, material, casting number

Certificates

Certificate according to EN 10204-3.1

Tolerances

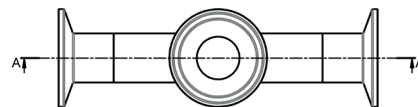
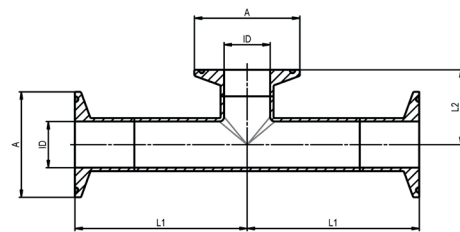
Measures L1 / L2: +/- 2mm

Option

Other sizes and / or combinations available on request

Remark

Technical changes reserved



DIMENSIONS OF SHORT TRI-CLAMP T-PIECE

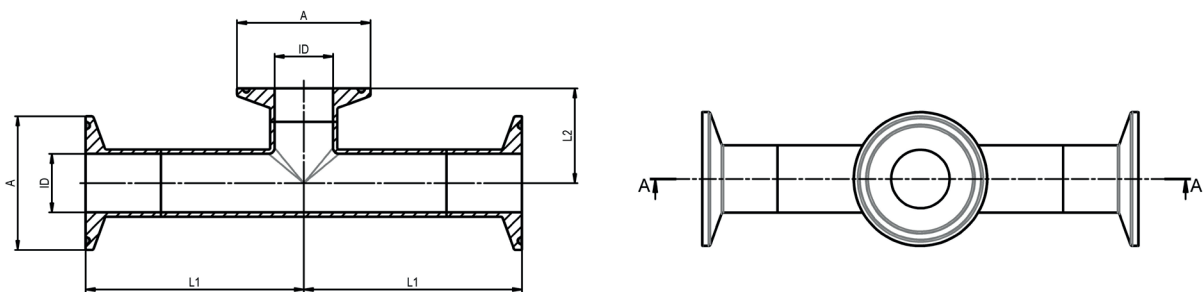
DIMENSION	A (mm)	AD (mm)	ID (mm)	L1 (mm)	L2 (mm)	Item No.
According to DIN 32676 Row B, ISO 1127						
ISO DN	8	25,00	13,50	10,30	60,50	121.K.I-008.025.EP
ISO DN	8	50,50	13,50	10,30	60,50	121.K.I-008.050.EP
ISO DN	10	25,00	17,20	14,00	62,50	121.K.I-010.025.EP
ISO DN	10	50,50	17,20	14,00	62,50	121.K.I-010.050.EP
ISO DN	15	50,50	21,30	18,10	64,50	121.K.I-015.050.EP
ISO DN	20	50,50	26,90	23,70	83,50	121.K.I-020.050.EP
ISO DN	25	50,50	33,70	29,70	88,50	121.K.I-025.050.EP
ISO DN	32	64,00	42,40	38,40	93,50	121.K.I-032.064.EP
ISO DN	40	64,00	48,30	44,30	93,50	121.K.I-040.064.EP
ISO DN	50	77,50	60,30	56,30	118,50	121.K.I-050.077.EP
ISO DN	65	91,00	76,10	72,10	138,50	121.K.I-065.091.EP

Tri-Clamp Fittings

SHORT TRI-CLAMP T-PIECE 2/2

DIMENSIONS OF SHORT TRI-CLAMP T-PIECE

DIMENSION		A (mm)	AD (mm)	ID (mm)	L1 (mm)	L2 (mm)	Item No.
According to DIN 32676 Row C, ASME BPE 2009							
OD	1/2"	25,00	12,70	9,40	76,10	39,90	121.K.A-050.025.EP
OD	3/4"	25,00	19,05	15,75	79,30	39,50	121.K.A-075.025.EP
OD	1"	50,50	25,40	22,10	82,50	35,80	121.K.A-100.050.EP
OD	1 1/2"	50,50	38,10	34,80	88,80	42,20	121.K.A-150.050.EP
OD	2"	64,00	50,80	47,50	101,50	50,00	121.K.A-200.064.EP
OD	2 1/2"	77,50	63,50	60,20	107,90	57,40	121.K.A-250.077.EP
OD	3"	91,00	76,20	72,90	114,20	64,70	121.K.A-300.091.EP
OD	4"	119,00	101,60	97,40	126,90	77,40	121.K.A-400.119.EP



Tri-Clamp Fittings

CONCENTRIC TRI-CLAMP REDUCERS

Standards

According to DIN 32676 Row C (ASME BPE 2009)

Material

Stainless Steel 1.4435 BN2 (Fe < 0,5%) according to EN 10088

Sterilization temperature

150°C

Application

Pharmaceutical and biotechnology industries

Type of Construction / Surface quality

- Inner surface: sanded and polished
- Weld-on ends for orbital-welding
- Ra internal < 0,4 µm

Hygienic tube class

H 3 / H 4 according to DIN 11866

Marking

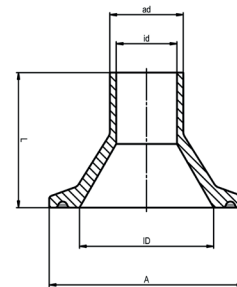
Dimension, material, casting number

Certificates

Certificate according to EN 10204-3.1

Option

- Electropolishing (EP)
- Other sizes and / or combinations available on request



Remark

Technical changes reserved

DIMENSIONS OF CONCENTRIC TRI-CLAMP REDUCERS

DIMENSION		A (mm)	ID (mm)	ad (mm)	id (mm)	L (mm)	Item No.
According to DIN 32676 Row C (ASME BPE 2009)							
OD	3/4" - 1/2"	25,00	15,75	12,70	9,40	40,00	108.025.A-075.A-050.BWE.XX
OD	1" - 1/2"	50,50	22,10	12,70	9,40	35,00	108.050.A-100.A-050.BWE.XX
OD	1" - 3/4"	50,50	22,10	19,05	15,75	35,00	108.050.A-100.A-075.BWE.XX
OD	1 1/2" - 1/2"	50,50	34,80	12,70	9,40	35,00	108.050.A-150.A-050.BWE.XX
OD	1 1/2" - 3/4"	50,50	34,80	19,05	15,75	35,00	108.050.A-150.A-075.BWE.XX
OD	1 1/2" - 1"	50,50	34,80	25,40	22,10	35,00	108.050.A-150.A-100.BWE.XX
OD	2" - 1/2"	64,00	47,50	12,70	9,40	35,00	108.064.A-200.A-050.BWE.XX
OD	2" - 3/4"	64,00	47,50	19,10	15,75	35,00	108.064.A-200.A-075.BWE.XX
OD	2" - 1"	64,00	47,50	25,40	22,10	35,00	108.064.A-200.A-100.BWE.XX
OD	2" - 1 1/2"	64,00	47,50	38,10	34,80	35,00	108.064.A-200.A-150.BWE.XX
OD	2 1/2" - 1/2"	77,50	60,20	12,70	9,40	35,00	108.077.A-250.A-050.BWE.XX
OD	2 1/2" - 3/4"	77,50	60,20	19,10	15,75	35,00	108.077.A-250.A-075.BWE.XX
OD	2 1/2" - 1"	77,50	60,20	25,40	22,10	35,00	108.077.A-250.A-100.BWE.XX
OD	2 1/2" - 1 1/2"	77,50	60,20	38,10	34,80	35,00	108.077.A-250.A-150.BWE.XX
OD	2 1/2" - 2"	77,50	60,20	50,80	47,50	35,00	108.077.A-250.A-200.BWE.XX
OD	3" - 1/2"	91,00	72,90	12,70	9,40	35,00	108.091.A-300.A-050.BWE.XX
OD	3" - 3/4"	91,00	72,90	19,10	15,75	35,00	108.091.A-300.A-075.BWE.XX
OD	3" - 1"	91,00	72,90	25,40	22,10	35,00	108.091.A-300.A-100.BWE.XX
OD	3" - 1 1/2"	91,00	72,90	38,10	34,80	35,00	108.091.A-300.A-150.BWE.XX
OD	3" - 2"	91,00	72,90	50,80	47,50	35,00	108.091.A-300.A-200.BWE.XX
OD	3" - 2 1/2"	91,00	72,90	63,50	60,20	35,00	108.091.A-300.A-250.BWE.XX
OD	4" - 1/2"	119,00	97,40	12,70	9,40	35,00	108.119.A-400.A-050.BWE.XX
OD	4" - 3/4"	119,00	97,40	19,10	15,75	35,00	108.119.A-400.A-075.BWE.XX
OD	4" - 1"	119,00	97,40	25,40	22,10	35,00	108.119.A-400.A-100.BWE.XX
OD	4" - 1 1/2"	119,00	97,40	38,10	34,80	35,00	108.119.A-400.A-150.BWE.XX
OD	4" - 2"	119,00	97,40	50,80	47,50	35,00	108.119.A-400.A-200.BWE.XX
OD	4" - 2 1/2"	119,00	97,40	63,50	60,20	35,00	108.119.A-400.A-250.BWE.XX
OD	4" - 3"	119,00	97,40	76,20	72,90	35,00	108.119.A-400.A-300.BWE.XX

.XX = EP, Electropolishing

Tri-Clamp Fittings

CONCENTRIC TRI-CLAMP REDUCERS 1/2

Standards

According to DIN 32676 Row B, ISO 1127

Material

Stainless Steel 1.4435 BN2 (Fe < 0,5%) according to EN 10088

Sterilization temperature

150°C

Application

Pharmaceutical and biotechnology industries

Type of Construction / Surface quality

- Inner surface: sanded and polished
- Weld-on ends for orbital-welding
- Ra internal < 0,4 µm

Hygienic tube class

H 3 / H 4 according to DIN 11866

Marking

Dimension, material, casting number

Certificates

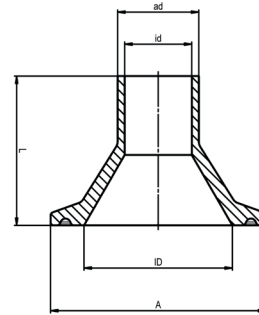

Certificate according to EN 10204-3.1

Option

- Electropolishing (EP)
- Other sizes and / or combinations available on request

Remark

Technical changes reserved



DIMENSIONS OF CONCENTRIC TRI-CLAMP REDUCERS

DIMENSION		A (mm)	ID (mm)	ad (mm)	id (mm)	L (mm)	Item No.
According to DIN 32676 Row B, ISO 1127							
ISO DN	10 - 8	25,00	14,00	13,50	10,30	40,00	108.025.I-010.I-008.BWE.XX
ISO DN	10 - 8	50,50	14,00	13,50	10,30	35,00	108.050.I-010.I-008.BWE.XX
ISO DN	15 - 8	50,50	18,10	13,50	10,30	35,00	108.050.I-015.I-008.BWE.XX
ISO DN	15 - 10	50,50	18,10	17,20	14,00	35,00	108.050.I-015.I-010.BWE.XX
ISO DN	20 - 8	50,50	23,70	13,50	10,30	35,00	108.050.I-020.I-008.BWE.XX
ISO DN	20 - 10	50,50	23,70	17,20	14,00	35,00	108.050.I-020.I-010.BWE.XX
ISO DN	20 - 15	50,50	23,70	21,30	18,10	35,00	108.050.I-020.I-015.BWE.XX
ISO DN	25 - 8	50,50	29,70	13,50	10,30	35,00	108.050.I-025.I-008.BWE.XX
ISO DN	25 - 10	50,50	29,70	17,20	14,00	35,00	108.050.I-025.I-010.BWE.XX
ISO DN	25 - 15	50,50	29,70	21,30	18,10	35,00	108.050.I-025.I-015.BWE.XX
ISO DN	25 - 20	50,50	29,70	26,90	23,70	35,00	108.050.I-025.I-020.BWE.XX
ISO DN	32 - 8	64,00	38,40	13,50	10,30	35,00	108.064.I-032.I-008.BWE.XX
ISO DN	32 - 10	64,00	38,40	17,20	14,00	35,00	108.064.I-032.I-010.BWE.XX
ISO DN	32 - 15	64,00	38,40	21,30	18,10	35,00	108.064.I-032.I-015.BWE.XX
ISO DN	32 - 20	64,00	38,40	26,90	23,70	35,00	108.064.I-032.I-020.BWE.XX
ISO DN	32 - 25	64,00	38,40	33,70	29,70	35,00	108.064.I-032.I-025.BWE.XX
ISO DN	40 - 8	64,00	44,30	13,50	10,30	35,00	108.064.I-040.I-008.BWE.XX
ISO DN	40 - 10	64,00	44,30	17,20	14,00	35,00	108.064.I-040.I-010.BWE.XX
ISO DN	40 - 15	64,00	44,30	21,30	18,10	35,00	108.064.I-040.I-015.BWE.XX
ISO DN	40 - 20	64,00	44,30	26,90	23,70	35,00	108.064.I-040.I-020.BWE.XX
ISO DN	40 - 25	64,00	44,30	33,70	29,70	35,00	108.064.I-040.I-025.BWE.XX
ISO DN	40 - 32	64,00	44,30	42,40	38,40	35,00	108.064.I-040.I-032.BWE.XX

.XX = EP, Electropolishing

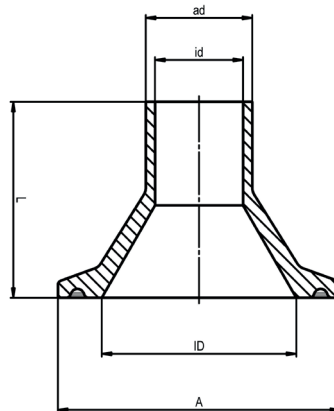

Tri-Clamp Fittings

CONCENTRIC TRI-CLAMP REDUCERS 2/2

DIMENSIONS OF CONCENTRIC TRI-CLAMP REDUCERS

DIMENSION	A (mm)	ID (mm)	ad (mm)	id (mm)	L (mm)	Item No.	
According to DIN 32676 Row B, ISO 1127							
ISO DN	50 - 8	77,50	56,30	13,50	10,30	35,00	108.077.I-050.I-008.BWE.XX
ISO DN	50 - 10	77,50	56,30	17,20	14,00	35,00	108.077.I-050.I-010.BWE.XX
ISO DN	50 - 15	77,50	56,30	21,30	18,10	35,00	108.077.I-050.I-015.BWE.XX
ISO DN	50 - 20	77,50	56,30	26,90	23,70	35,00	108.077.I-050.I-020.BWE.XX
ISO DN	50 - 25	77,50	56,30	33,70	29,70	35,00	108.077.I-050.I-025.BWE.XX
ISO DN	50 - 32	77,50	56,30	42,40	38,40	35,00	108.077.I-050.I-032.BWE.XX
ISO DN	50 - 40	77,50	56,30	48,30	44,30	35,00	108.077.I-050.I-040.BWE.XX
ISO DN	65 - 8	91,00	72,10	13,50	10,30	35,00	108.091.I-065.I-008.BWE.XX
ISO DN	65 - 10	91,00	72,10	17,20	14,00	35,00	108.091.I-065.I-010.BWE.XX
ISO DN	65 - 15	91,00	72,10	21,30	18,10	35,00	108.091.I-065.I-015.BWE.XX
ISO DN	65 - 20	91,00	72,10	26,90	23,70	35,00	108.091.I-065.I-020.BWE.XX
ISO DN	65 - 25	91,00	72,10	33,70	29,70	35,00	108.091.I-065.I-025.BWE.XX
ISO DN	65 - 32	91,00	72,10	42,40	38,40	35,00	108.091.I-065.I-032.BWE.XX
ISO DN	65 - 40	91,00	72,10	48,30	44,30	35,00	108.091.I-065.I-040.BWE.XX
ISO DN	65 - 50	91,00	72,10	60,30	56,30	35,00	108.091.I-065.I-050.BWE.XX

.XX = EP, Electropolishing



Tri-Clamp Fittings

CONCENTRIC TRI-CLAMP REDUCERS 1/2

Standards

DIN 32676 with tube end according to DIN 11850

Material

Stainless Steel 1.4435 BN2 (Fe < 0,5%) according to EN 10088

Sterilization temperature

150°C

Application

Pharmaceutical and biotechnology industries

Type of Construction / Surface quality

- Inner surface: sanded and polished
- Weld-on ends for orbital-welding
- Ra internal < 0,4 µm

Hygienic tube class

H 3 / H 4 according to DIN 11866

Marking

Dimension, material, casting number

Certificates

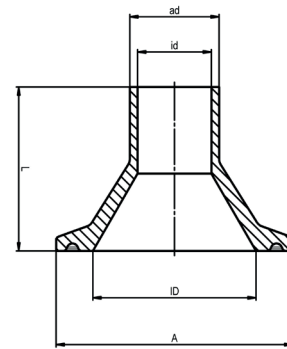
Certificate according to EN 10204-3.1

Option

- Electropolishing (EP)
- Other sizes and / or combinations available on request

Remark

Technical changes reserved



DIMENSIONS OF CONCENTRIC TRI-CLAMP REDUCERS

DIMENSION		A (mm)	ID (mm)	ad (mm)	id (mm)	L (mm)	Item No.
According to DIN 32676 Row A (DIN 11850)							
DIN DN	10 - 8	25,00	10,00	10,00	8,00	40,00	108.025.D-010.D-008.BWE.XX
DIN DN	10 - 8	34,00	10,00	10,00	8,00	35,00	108.034.D-010.D-008.BWE.XX
DIN DN	15 - 8	34,00	16,00	10,00	8,00	35,00	108.034.D-015.D-008.BWE.XX
DIN DN	15 - 10	34,00	16,00	13,00	10,00	35,00	108.034.D-015.D-010.BWE.XX
DIN DN	20 - 8	34,00	20,00	10,00	8,00	35,00	108.034.D-020.D-008.BWE.XX
DIN DN	20 - 10	34,00	20,00	13,00	10,00	35,00	108.034.D-020.D-010.BWE.XX
DIN DN	20 - 15	34,00	20,00	19,00	16,00	35,00	108.034.D-020.D-015.BWE.XX
DIN DN	25 - 8	50,50	26,00	10,00	8,00	35,00	108.050.D-025.D-008.BWE.XX
DIN DN	25 - 10	50,50	26,00	13,00	10,00	35,00	108.050.D-025.D-010.BWE.XX
DIN DN	25 - 15	50,50	26,00	19,00	16,00	35,00	108.050.D-025.D-015.BWE.XX
DIN DN	25 - 20	50,50	26,00	23,00	20,00	35,00	108.050.D-025.D-020.BWE.XX
DIN DN	32 - 8	50,50	32,00	10,00	8,00	35,00	108.050.D-032.D-008.BWE.XX
DIN DN	32 - 10	50,50	32,00	13,00	10,00	35,00	108.050.D-032.D-010.BWE.XX
DIN DN	32 - 15	50,50	32,00	19,00	16,00	35,00	108.050.D-032.D-015.BWE.XX
DIN DN	32 - 20	50,50	32,00	23,00	20,00	35,00	108.050.D-032.D-020.BWE.XX
DIN DN	32 - 25	50,50	32,00	29,00	26,00	35,00	108.050.D-032.D-025.BWE.XX
DIN DN	40 - 8	50,50	38,00	10,00	8,00	35,00	108.050.D-040.D-008.BWE.XX
DIN DN	40 - 10	50,50	38,00	13,00	10,00	35,00	108.050.D-040.D-010.BWE.XX
DIN DN	40 - 15	50,50	38,00	19,00	16,00	35,00	108.050.D-040.D-015.BWE.XX
DIN DN	40 - 20	50,50	38,00	23,00	20,00	35,00	108.050.D-040.D-020.BWE.XX
DIN DN	40 - 25	50,50	38,00	29,00	26,00	35,00	108.050.D-040.D-025.BWE.XX
DIN DN	40 - 32	50,50	38,00	35,00	32,00	35,00	108.050.D-040.D-032.BWE.XX

.XX = EP, Electropolishing

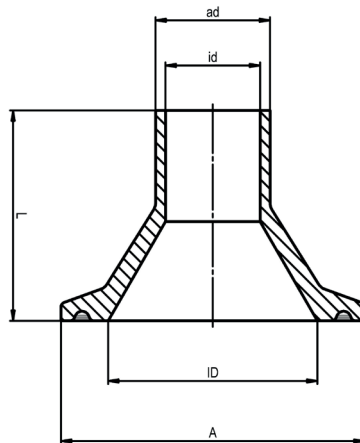

Tri-Clamp Fittings

CONCENTRIC TRI-CLAMP REDUCERS 2/2

DIMENSIONS OF CONCENTRIC TRI-CLAMP REDUCERS

DIMENSION	A (mm)	ID (mm)	ad (mm)	id (mm)	L (mm)	Item No.	
According to DIN 32676 Row A (DIN 11850)							
DIN DN	50 - 8	64,00	50,00	10,00	8,00	35,00	108.064.D-050.D-008.BWE.XX
DIN DN	50 - 10	64,00	50,00	13,00	10,00	35,00	108.064.D-050.D-010.BWE.XX
DIN DN	50 - 15	64,00	50,00	19,00	16,00	35,00	108.064.D-050.D-015.BWE.XX
DIN DN	50 - 20	64,00	50,00	23,00	20,00	35,00	108.064.D-050.D-020.BWE.XX
DIN DN	50 - 25	64,00	50,00	29,00	26,00	35,00	108.064.D-050.D-025.BWE.XX
DIN DN	50 - 32	64,00	50,00	35,00	32,00	35,00	108.064.D-050.D-032.BWE.XX
DIN DN	50 - 40	64,00	50,00	41,00	38,00	35,00	108.064.D-050.D-040.BWE.XX
DIN DN	65 - 8	91,00	66,00	10,00	8,00	35,00	108.091.D-065.D-008.BWE.XX
DIN DN	65 - 10	91,00	66,00	13,00	10,00	35,00	108.091.D-065.D-010.BWE.XX
DIN DN	65 - 15	91,00	66,00	19,00	16,00	35,00	108.091.D-065.D-015.BWE.XX
DIN DN	65 - 20	91,00	66,00	23,00	20,00	35,00	108.091.D-065.D-020.BWE.XX
DIN DN	65 - 25	91,00	66,00	29,00	26,00	35,00	108.091.D-065.D-025.BWE.XX
DIN DN	65 - 32	91,00	66,00	35,00	32,00	35,00	108.091.D-065.D-032.BWE.XX
DIN DN	65 - 40	91,00	66,00	41,00	38,00	35,00	108.091.D-065.D-040.BWE.XX
DIN DN	65 - 50	91,00	66,00	53,00	50,00	35,00	108.091.D-065.D-050.BWE.XX

.XX = EP, Electropolishing



Tri-Clamp Fittings

ADAPTER - CONCENTRIC TRI-CLAMP REDUCERS

Standards

DIN 32676 Row C (ASME-BPE 2009)

Material

Stainless Steel 1.4435 BN2 (Fe < 0,5%) according to EN 10088

Sterilization temperature

150°C

Application

Pharmaceutical and biotechnology industries

Type of Construction / Surface quality

- Inner surface: sanded and polished
- Ra internal < 0,4 µm

Hygienic tube class

H 3 / H 4 according to DIN 11866

Marking

Dimension, material, casting number

Certificates

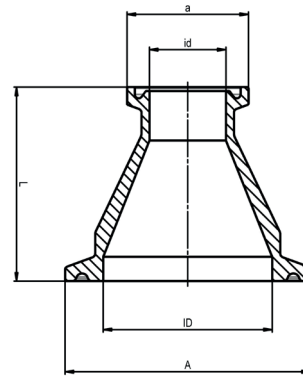
Certificate according to EN 10204-3.1

Option

- Electropolishing (EP)
- Other sizes and / or combinations available on request

Remark

Technical changes reserved



DIMENSIONS OF ADAPTER - CONCENTRIC TRI-CLAMP REDUCERS

DIMENSION		A (mm)	ID (mm)	a (mm)	id (mm)	L (mm)	Item No.
DIN 32676 Row C (ASME-BPE 2009)							
OD	3/4" - 1/2"	25,00	15,75	25,00	9,40	40,00	108.025.A-075.A-050.025.XX
OD	1" - 1/2"	50,50	22,10	25,00	9,40	40,00	108.050.A-100.A-050.025.XX
OD	1" - 3/4"	50,50	22,10	25,00	15,75	40,00	108.050.A-100.A-075.025.XX
OD	1 1/2" - 1/2"	50,50	34,80	25,00	9,40	40,00	108.050.A-150.A-050.025.XX
OD	1 1/2" - 3/4"	50,50	34,80	25,00	15,75	40,00	108.050.A-150.A-075.025.XX
OD	1 1/2" - 1"	50,50	34,80	50,50	22,10	40,00	108.050.A-150.A-100.050.XX
OD	2" - 1/2"	64,00	47,50	25,00	9,40	60,00	108.064.A-200.A-050.025.XX
OD	2" - 3/4"	64,00	47,50	25,00	15,75	60,00	108.064.A-200.A-075.025.XX
OD	2" - 1"	64,00	47,50	50,50	22,10	45,00	108.064.A-200.A-100.050.XX
OD	2" - 1 1/2"	64,00	47,50	50,50	34,80	45,00	108.064.A-200.A-150.050.XX
OD	2 1/2" - 1/2"	77,5	60,20	25,00	9,40	55,00	108.077.A-250.A-050.025.XX
OD	2 1/2" - 3/4"	77,5	60,20	25,00	15,75	55,00	108.077.A-250.A-075.025.XX
OD	2 1/2" - 1"	77,5	60,20	50,50	22,10	45,00	108.077.A-250.A-100.050.XX
OD	2 1/2" - 1 1/2"	77,5	60,20	50,50	34,80	45,00	108.077.A-250.A-150.050.XX
OD	2 1/2" - 2"	77,5	60,20	64,00	47,50	45,00	108.077.A-250.A-200.050.XX
OD	3" - 1/2"	91,00	72,90	25,00	9,40	75,00	108.091.A-300.A-050.025.XX
OD	3" - 3/4"	91,00	72,90	25,00	15,75	75,00	108.091.A-300.A-075.025.XX
OD	3" - 1"	91,00	72,90	50,50	22,10	60,00	108.091.A-300.A-100.050.XX
OD	3" - 1 1/2"	91,00	72,90	50,50	34,80	60,00	108.091.A-300.A-150.050.XX
OD	3" - 2"	91,00	72,90	64,00	47,50	60,00	108.091.A-300.A-200.064.XX
OD	3" - 2 1/2"	91,00	72,90	77,50	60,20	60,00	108.091.A-300.A-250.077.XX
OD	4" - 1/2"	119,00	97,40	25,00	9,40	80,00	108.119.A-400.A-050.025.XX
OD	4" - 3/4"	119,00	97,40	25,00	15,75	80,00	108.119.A-400.A-075.025.XX
OD	4" - 1"	119,00	97,40	50,50	22,10	80,00	108.119.A-400.A-100.050.XX
OD	4" - 1 1/2"	119,00	97,40	50,50	34,80	80,00	108.119.A-400.A-150.050.XX
OD	4" - 2"	119,00	97,40	64,00	47,50	80,00	108.119.A-400.A-200.064.XX
OD	4" - 2 1/2"	119,00	97,40	77,50	60,20	80,00	108.119.A-400.A-250.077.XX
OD	4" - 3"	119,00	97,40	91,00	72,90	80,00	108.119.A-400.A-300.091.XX

.XX = EP, Electropolishing

Tri-Clamp Fittings

ADAPTER - CONCENTRIC TRI-CLAMP REDUCERS 1/2

Standards

DIN 32676 Row B (ISO 1127)

Material

Stainless Steel 1.4435 BN2 (Fe < 0,5%) according to EN 10088

Sterilization temperature

150°C

Application

Pharmaceutical and biotechnology industries

Type of Construction / Surface quality

- Inner surface: sanded and polished
- Ra internal < 0,4 µm

Hygienic tube class

H 3 / H 4 according to DIN 11866

Marking

Dimension, material, casting number

Certificates

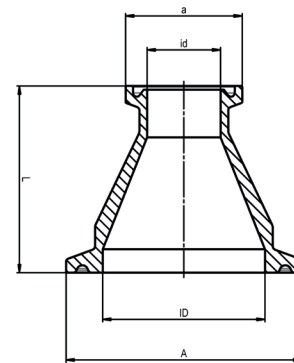
Certificate according to EN 10204-3.1

Option

- Electropolishing (EP)
- Other sizes and / or combinations available on request

Remark

Technical changes reserved



DIMENSIONS OF ADAPTER - CONCENTRIC TRI-CLAMP REDUCERS

DIMENSION	A (mm)	ID (mm)	a (mm)	id (mm)	L (mm)	Item No.
According to DIN 32676 Row B (ISO 1127)						
ISO DN	10 - 8	25,00	14,00	25,00	10,30	108.025.I-010.I-008.025.XX
ISO DN	10 - 8	25,00	14,00	50,50	10,30	108.025.I-010.I-008.050.XX
ISO DN	10 - 8	50,50	14,00	25,00	10,30	108.050.I-010.I-008.025.XX
ISO DN	10 - 8	50,50	14,00	50,50	10,30	108.050.I-010.I-008.050.XX
ISO DN	15 - 8	50,50	18,10	25,00	10,30	108.050.I-015.I-008.025.XX
ISO DN	15 - 8	50,50	18,10	50,50	10,30	108.050.I-015.I-008.050.XX
ISO DN	15 - 10	50,50	18,10	25,00	14,00	108.050.I-015.I-010.025.XX
ISO DN	15 - 10	50,50	18,10	50,50	14,00	108.050.I-015.I-010.050.XX
ISO DN	20 - 8	50,50	23,70	25,00	10,30	108.050.I-020.I-008.025.XX
ISO DN	20 - 8	50,50	23,70	50,50	10,30	108.050.I-020.I-008.050.XX
ISO DN	20 - 10	50,50	23,70	25,00	14,00	108.050.I-020.I-010.025.XX
ISO DN	20 - 10	50,50	23,70	50,50	14,00	108.050.I-020.I-010.050.XX
ISO DN	20 - 15	50,50	23,70	50,50	18,10	108.050.I-020.I-015.050.XX
ISO DN	25 - 8	50,50	29,70	25,00	10,30	108.050.I-025.I-008.025.XX
ISO DN	25 - 8	50,50	29,70	50,50	10,30	108.050.I-025.I-008.050.XX
ISO DN	25 - 10	50,50	29,70	25,00	14,00	108.050.I-025.I-010.025.XX
ISO DN	25 - 10	50,50	29,70	50,50	14,00	108.050.I-025.I-010.050.XX
ISO DN	25 - 15	50,50	29,70	50,50	18,10	108.050.I-025.I-015.050.XX
ISO DN	25 - 20	50,50	29,70	50,50	23,70	108.050.I-025.I-020.050.XX
ISO DN	32 - 8	64,00	38,40	25,00	10,30	108.064.I-032.I-008.025.XX
ISO DN	32 - 8	64,00	38,40	50,50	10,30	108.064.I-032.I-008.050.XX
ISO DN	32 - 10	64,00	38,40	25,00	14,00	108.064.I-032.I-010.025.XX
ISO DN	32 - 10	64,00	38,40	50,50	14,00	108.064.I-032.I-010.050.XX
ISO DN	32 - 15	64,00	38,40	50,50	18,10	108.064.I-032.I-015.050.XX
ISO DN	32 - 20	64,00	38,40	50,50	23,70	108.064.I-032.I-020.050.XX
ISO DN	32 - 25	64,00	38,40	50,50	29,70	108.064.I-032.I-025.050.XX

.XX = EP, Electropolishing

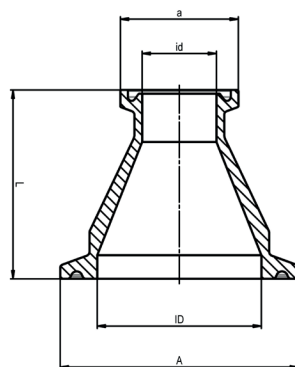
Tri-Clamp Fittings

ADAPTER - CONCENTRIC TRI-CLAMP REDUCERS 2/2

DIMENSIONS OF ADAPTER - CONCENTRIC TRI-CLAMP REDUCERS

DIMENSION		A (mm)	ID (mm)	a (mm)	id (mm)	L (mm)	Item No.
According to DIN 32676 Row B (ISO 1127)							
ISO DN	40 - 8	64,00	44,30	25,00	10,30	60,00	108.064.I-040.I-008.025.XX
ISO DN	40 - 8	64,00	44,30	50,50	10,30	45,00	108.064.I-040.I-008.050.XX
ISO DN	40 - 10	64,00	44,30	25,00	14,00	60,00	108.064.I-040.I-010.025.XX
ISO DN	40 - 10	64,00	44,30	50,50	14,00	45,00	108.064.I-040.I-010.050.XX
ISO DN	40 - 15	64,00	44,30	50,50	18,10	45,00	108.064.I-040.I-015.050.XX
ISO DN	40 - 20	64,00	44,30	50,50	23,70	45,00	108.064.I-040.I-020.050.XX
ISO DN	40 - 25	64,00	44,30	50,50	29,70	45,00	108.064.I-040.I-025.050.XX
ISO DN	40 - 32	64,00	44,30	64,00	38,40	45,00	108.064.I-040.I-032.064.XX
ISO DN	50 - 8	77,50	56,30	25,00	10,30	60,00	108.077.I-050.I-008.025.XX
ISO DN	50 - 8	77,50	56,30	50,50	10,30	45,00	108.077.I-050.I-008.050.XX
ISO DN	50 - 10	77,50	56,30	25,00	14,00	60,00	108.077.I-050.I-010.025.XX
ISO DN	50 - 10	77,50	56,30	50,50	14,00	45,00	108.077.I-050.I-010.050.XX
ISO DN	50 - 15	77,50	56,30	50,50	18,10	45,00	108.077.I-050.I-015.050.XX
ISO DN	50 - 20	77,50	56,30	50,50	23,70	45,00	108.077.I-050.I-020.050.XX
ISO DN	50 - 25	77,50	56,30	50,50	29,70	45,00	108.077.I-050.I-025.050.XX
ISO DN	50 - 32	77,50	56,30	64,00	38,40	45,00	108.077.I-050.I-032.064.XX
ISO DN	50 - 40	77,50	56,30	64,00	44,30	45,00	108.077.I-050.I-040.064.XX
ISO DN	65 - 8	91,00	72,10	25,00	10,30	60,00	108.091.I-065.I-008.025.XX
ISO DN	65 - 8	91,00	72,10	50,50	10,30	60,00	108.091.I-065.I-008.050.XX
ISO DN	65 - 10	91,00	72,10	25,00	14,00	60,00	108.091.I-065.I-010.025.XX
ISO DN	65 - 10	91,00	72,10	50,50	14,00	60,00	108.091.I-065.I-010.050.XX
ISO DN	65 - 15	91,00	72,10	50,50	18,10	60,00	108.091.I-065.I-015.050.XX
ISO DN	65 - 20	91,00	72,10	50,50	23,70	60,00	108.091.I-065.I-020.050.XX
ISO DN	65 - 25	91,00	72,10	50,50	29,70	60,00	108.091.I-065.I-025.050.XX
ISO DN	65 - 32	91,00	72,10	64,00	38,40	60,00	108.091.I-065.I-032.064.XX
ISO DN	65 - 40	91,00	72,10	64,00	44,30	60,00	108.091.I-065.I-040.064.XX
ISO DN	65 - 50	91,00	72,10	77,50	56,30	60,00	108.091.I-065.I-050.077.XX

.XX = EP, Electropolishing



Tri-Clamp Fittings

ADAPTER - CONCENTRIC TRI-CLAMP REDUCERS 1/2

Standards

DIN 32676 Row A (DIN 11850)

Material

Stainless Steel 1.4435 BN2 (Fe < 0,5%) according to EN 10088

Sterilization temperature

150°C

Application

Pharmaceutical and biotechnology industries

Type of Construction / Surface quality

- Inner surface: sanded and polished
- Ra internal < 0,4 µm

Hygienic tube class

H 3 / H 4 according to DIN 11866

Marking

Dimension, material, casting number

Certificates

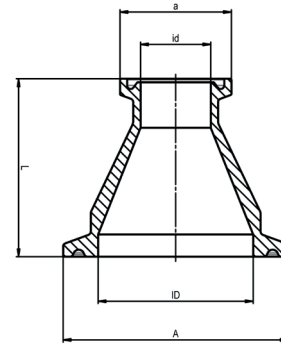
Certificate according to EN 10204-3.1

Option

- Electropolishing (EP)
- Other sizes and / or combinations available on request

Remark

Technical changes reserved



DIMENSIONS OF ADAPTER - CONCENTRIC TRI-CLAMP REDUCERS

DIMENSION	A (mm)	ID (mm)	a (mm)	id (mm)	L (mm)	Item No.
According to DIN 32676 Row A (DIN 11850)						
DIN DN	10 - 8	25,00	10,00	25,00	8,00	108.025.D-010.D-008.025.XX
DIN DN	10 - 8	34,00	10,00	25,00	8,00	108.034.D-010.D-008.025.XX
DIN DN	15 - 8	34,00	16,00	25,00	8,00	108.034.D-015.D-008.025.XX
DIN DN	15 - 10	34,00	16,00	25,00	12,00	108.034.D-015.D-010.025.XX
DIN DN	15 - 10	34,00	16,00	34,00	12,00	108.034.D-015.D-010.034.XX
DIN DN	20 - 8	34,00	20,00	25,00	8,00	108.034.D-020.D-008.025.XX
DIN DN	20 - 10	34,00	20,00	25,00	10,00	108.034.D-020.D-010.025.XX
DIN DN	20 - 10	34,00	20,00	34,00	10,00	108.034.D-020.D-010.034.XX
DIN DN	20 - 15	34,00	20,00	34,00	16,00	108.034.D-020.D-015.034.XX
DIN DN	25 - 8	50,50	26,00	25,00	8,00	108.050.D-025.D-008.025.XX
DIN DN	25 - 10	50,50	26,00	25,00	10,00	108.050.D-025.D-010.025.XX
DIN DN	25 - 10	50,50	26,00	34,00	10,00	108.050.D-025.D-010.034.XX
DIN DN	25 - 15	50,50	26,00	34,00	16,00	108.050.D-025.D-015.034.XX
DIN DN	25 - 20	50,50	26,00	34,00	20,00	108.050.D-025.D-020.034.XX
DIN DN	32 - 8	50,50	32,00	25,00	8,00	108.050.D-032.D-008.025.XX
DIN DN	32 - 10	50,50	32,00	25,00	10,00	108.050.D-032.D-010.025.XX
DIN DN	32 - 10	50,50	32,00	34,00	10,00	108.050.D-032.D-010.034.XX
DIN DN	32 - 15	50,50	32,00	34,00	16,00	108.050.D-032.D-015.034.XX
DIN DN	32 - 20	50,50	32,00	34,00	20,00	108.050.D-032.D-020.034.XX
DIN DN	32 - 25	50,50	32,00	50,50	26,00	108.050.D-032.D-025.050.XX
.XX = EP, Electropolishing						

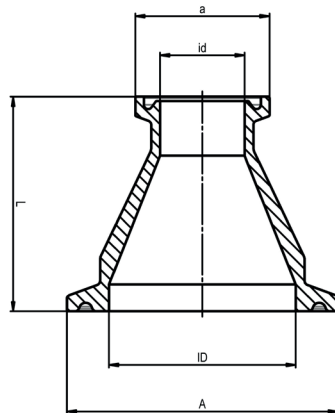
Tri-Clamp Fittings

ADAPTER - CONCENTRIC TRI-CLAMP REDUCERS 2/2

DIMENSIONS OF ADAPTER - CONCENTRIC TRI-CLAMP REDUCERS

DIMENSION	A (mm)	ID (mm)	a (mm)	id (mm)	L (mm)	Item No.	
According to DIN 32676 Row A (DIN 11850)							
DIN DN	40 - 8	50,50	38,00	25,00	8,00	40,00	108.050.D-040.D-008.025.XX
DIN DN	40 - 10	50,50	38,00	25,00	10,00	40,00	108.050.D-040.D-010.025.XX
DIN DN	40 - 10	50,50	38,00	34,00	10,00	40,00	108.050.D-040.D-010.034.XX
DIN DN	40 - 15	50,50	38,00	34,00	16,00	40,00	108.050.D-040.D-015.034.XX
DIN DN	40 - 20	50,50	38,00	34,00	20,00	40,00	108.050.D-040.D-020.034.XX
DIN DN	40 - 25	50,50	38,00	50,50	26,00	40,00	108.050.D-040.D-025.050.XX
DIN DN	40 - 32	50,50	38,00	50,50	32,00	40,00	108.050.D-040.D-032.050.XX
DIN DN	50 - 8	64,00	50,00	25,00	8,00	60,00	108.064.D-050.D-008.025.XX
DIN DN	50 - 10	64,00	50,00	25,00	10,00	60,00	108.064.D-050.D-010.025.XX
DIN DN	50 - 10	64,00	50,00	34,00	10,00	60,00	108.064.D-050.D-010.034.XX
DIN DN	50 - 15	64,00	50,00	34,00	16,00	60,00	108.064.D-050.D-015.034.XX
DIN DN	50 - 20	64,00	50,00	34,00	20,00	60,00	108.064.D-050.D-020.034.XX
DIN DN	50 - 25	64,00	50,00	50,50	26,00	45,00	108.064.D-050.D-025.050.XX
DIN DN	50 - 32	64,00	50,00	50,50	32,00	45,00	108.064.D-050.D-032.050.XX
DIN DN	50 - 40	64,00	50,00	50,50	38,00	45,00	108.064.D-050.D-040.050.XX
DIN DN	65 - 8	91,00	66,00	25,00	8,00	60,00	108.091.D-065.D-008.025.XX
DIN DN	65 - 10	91,00	66,00	25,00	10,00	60,00	108.091.D-065.D-010.025.XX
DIN DN	65 - 10	91,00	66,00	34,00	10,00	60,00	108.091.D-065.D-010.034.XX
DIN DN	65 - 15	91,00	66,00	34,00	16,00	60,00	108.091.D-065.D-015.034.XX
DIN DN	65 - 20	91,00	66,00	34,00	20,00	60,00	108.091.D-065.D-020.034.XX
DIN DN	65 - 25	91,00	66,00	50,50	26,00	60,00	108.091.D-065.D-025.050.XX
DIN DN	65 - 32	91,00	66,00	50,50	32,00	60,00	108.091.D-065.D-032.050.XX
DIN DN	65 - 40	91,00	66,00	50,50	38,00	60,00	108.091.D-065.D-040.050.XX
DIN DN	65 - 50	91,00	66,00	64,00	50,00	60,00	108.091.D-065.D-050.064.XX

.XX = EP, Electropolishing



Tri-Clamp Fittings

ADAPTER - EXCENTRIC TRI-CLAMP REDUCERS

Standards

DIN 32676 Row C (ASME-BPE 2009)

Material

Stainless Steel 1.4435 BN2 (Fe < 0,5%) according to EN 10088

Sterilization temperature

150°C

Application

Pharmaceutical and biotechnology industries

Type of Construction / Surface quality

- Inner surface: sanded and polished
- Ra internal < 0,4 µm

Hygienic tube class

H 3 / H 4 according to DIN 11866

Marking

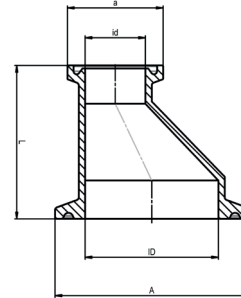

Dimension, material, casting number

Certificates

Certificate according to EN 10204-3.1

Option

- Electropolishing (EP)
- Other sizes and / or combinations available on request



Remark

Technical changes reserved

DIMENSIONS OF ADAPTER - EXCENTRIC TRI-CLAMP REDUCERS

DIMENSION		A (mm)	ID (mm)	a (mm)	id (mm)	L (mm)	Item No.
DIN 32676 Row C (ASME-BPE 2009)							
OD	3/4" - 1/2"	25,00	15,75	25,00	9,40	40,00	108.025.A-075.A-050.025.XX
OD	1" - 1/2"	50,50	22,10	25,00	9,40	40,00	109.050.A-100.A-050.025.XX
OD	1" - 3/4"	50,50	22,10	25,00	15,75	40,00	109.050.A-100.A-075.025.XX
OD	1 1/2" - 1/2"	50,50	34,80	25,00	9,40	40,00	109.050.A-150.A-050.025.XX
OD	1 1/2" - 3/4"	50,50	34,80	25,00	15,75	40,00	109.050.A-150.A-075.025.XX
OD	1 1/2" - 1"	50,50	34,80	50,00	22,10	40,00	109.050.A-150.A-100.050.XX
OD	2" - 1/2"	64,00	47,50	25,00	9,40	60,00	109.064.A-200.A-050.025.XX
OD	2" - 3/4"	64,00	47,50	25,00	15,80	60,00	109.064.A-200.A-075.025.XX
OD	2" - 1"	64,00	47,50	50,00	22,10	45,00	109.064.A-200.A-100.050.XX
OD	2" - 1 1/2"	64,00	47,50	50,00	34,80	45,00	109.064.A-200.A-150.050.XX
OD	2 1/2" - 1/2"	77,50	60,20	25,00	9,40	60,00	109.077.A-250.A-050.025.XX
OD	2 1/2" - 3/4"	77,50	60,20	25,00	15,75	60,00	109.077.A-250.A-075.025.XX
OD	2 1/2" - 1"	77,50	60,20	50,50	22,10	45,00	109.077.A-250.A-100.050.XX
OD	2 1/2" - 1 1/2"	77,50	60,20	50,50	34,80	45,00	109.077.A-250.A-150.050.XX
OD	2 1/2" - 2"	77,50	60,20	64,00	47,50	45,00	109.077.A-250.A-200.050.XX
OD	3" - 1/2"	91,00	72,90	25,00	9,40	60,00	109.091.A-300.A-050.025.XX
OD	3" - 3/4"	91,00	72,90	25,00	15,75	60,00	109.091.A-300.A-075.025.XX
OD	3" - 1"	91,00	72,90	50,00	22,10	45,00	109.091.A-300.A-100.050.XX
OD	3" - 1 1/2"	91,00	72,90	50,00	34,80	45,00	109.091.A-300.A-150.050.XX
OD	3" - 2"	91,00	72,90	64,00	47,50	45,00	109.091.A-300.A-200.064.XX
OD	3" - 2 1/2"	91,00	72,90	77,50	60,20	45,00	109.091.A-300.A-250.077.XX
OD	4" - 1/2"	119,00	97,40	25,00	9,40	60,00	109.119.A-400.A-050.025.XX
OD	4" - 3/4"	119,00	97,40	25,00	15,75	60,00	109.119.A-400.A-075.025.XX
OD	4" - 1"	119,00	97,40	50,00	22,10	45,00	109.119.A-400.A-100.050.XX
OD	4" - 1 1/2"	119,00	97,40	50,00	34,80	45,00	109.119.A-400.A-150.050.XX
OD	4" - 2"	119,00	97,40	64,00	47,50	45,00	109.119.A-400.A-200.064.XX
OD	4" - 2 1/2"	119,00	97,40	77,50	60,20	45,00	109.119.A-400.A-250.077.XX
OD	4" - 3"	119,00	97,40	91,00	72,90	45,00	109.119.A-400.A-300.091.XX

.XX = EP, Electropolishing

Tri-Clamp Fittings

ADAPTER - EXCENTRIC TRI-CLAMP REDUCERS 1/2

Standards

DIN 32676 Row B (ISO 1127)

Material

Stainless Steel 1.4435 BN2 (Fe < 0,5%) according to EN 10088

Sterilization temperature

150°C

Application

Pharmaceutical and biotechnology industries

Type of Construction / Surface quality

- Inner surface: sanded and polished
- Ra internal < 0,4 µm

Hygienic tube class

H 3 / H 4 according to DIN 11866

Marking

Dimension, material, casting number

Certificates

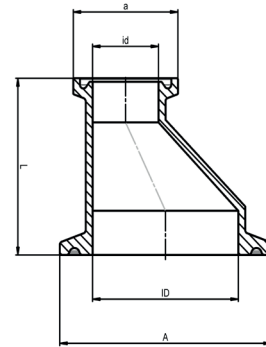

Certificate according to EN 10204-3.1

Option

- Electropolishing (EP)
- Other sizes and / or combinations available on request

Remark

Technical changes reserved



DIMENSIONS OF ADAPTER - EXCENTRIC TRI-CLAMP REDUCERS

DIMENSION		A (mm)	ID (mm)	a (mm)	id (mm)	L (mm)	Item No.
According to DIN 32676 Row B (ISO 1127)							
ISO DN	10 - 8	25,00	14,00	25,00	10,30	40,00	109.025.I-010.I-008.025.XX
ISO DN	10 - 8	25,00	14,00	50,50	10,30	40,00	109.025.I-010.I-008.050.XX
ISO DN	10 - 8	50,00	14,00	25,00	10,30	40,00	109.050.I-010.I-008.025.XX
ISO DN	10 - 8	50,00	14,00	50,50	10,30	40,00	109.050.I-010.I-008.050.XX
ISO DN	15 - 8	50,50	18,10	25,00	10,30	40,00	109.050.I-015.I-008.025.XX
ISO DN	15 - 8	50,50	18,10	50,50	10,30	40,00	109.050.I-015.I-008.050.XX
ISO DN	15 - 10	50,50	18,10	25,00	14,00	40,00	109.050.I-015.I-010.025.XX
ISO DN	15 - 10	50,50	18,10	50,50	14,00	40,00	109.050.I-015.I-010.050.XX
ISO DN	20 - 8	50,50	23,70	25,00	10,30	40,00	109.050.I-020.I-008.025.XX
ISO DN	20 - 8	50,50	23,70	50,50	10,30	40,00	109.050.I-020.I-008.050.XX
ISO DN	20 - 10	50,50	23,70	25,00	14,00	40,00	109.050.I-020.I-010.025.XX
ISO DN	20 - 10	50,50	23,70	50,50	14,00	40,00	109.050.I-020.I-010.050.XX
ISO DN	20 - 15	50,50	23,70	50,50	18,10	40,00	109.050.I-020.I-015.050.XX
ISO DN	25 - 8	50,50	29,70	25,00	10,30	40,00	109.050.I-025.I-008.025.XX
ISO DN	25 - 8	50,50	29,70	50,50	10,30	40,00	109.050.I-025.I-008.050.XX
ISO DN	25 - 10	50,50	29,70	25,00	14,00	40,00	109.050.I-025.I-010.025.XX
ISO DN	25 - 10	50,50	29,70	50,50	14,00	40,00	109.050.I-025.I-010.050.XX
ISO DN	25 - 15	50,50	29,70	50,50	18,10	40,00	109.050.I-025.I-015.050.XX
ISO DN	25 - 20	50,50	29,70	50,50	23,70	40,00	109.050.I-025.I-020.050.XX
ISO DN	32 - 8	64,00	38,40	25,00	10,30	60,00	109.064.I-032.I-008.025.XX
ISO DN	32 - 8	64,00	38,40	50,50	10,30	45,00	109.064.I-032.I-008.050.XX
ISO DN	32 - 10	64,00	38,40	25,00	14,00	60,00	109.064.I-032.I-010.025.XX
ISO DN	32 - 10	64,00	38,40	50,50	14,00	45,00	109.064.I-032.I-010.050.XX
ISO DN	32 - 15	64,00	38,40	50,50	18,10	45,00	109.064.I-032.I-015.050.XX
ISO DN	32 - 20	64,00	38,40	50,50	23,70	45,00	109.064.I-032.I-020.050.XX
ISO DN	32 - 25	64,00	38,40	50,50	29,70	45,00	109.064.I-032.I-025.050.XX

.XX = EP, Electropolishing

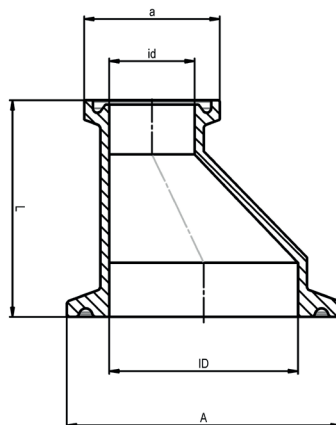

Tri-Clamp Fittings

EXCENTRIC TRI-CLAMP REDUCERS 2/2

DIMENSIONS OF ADAPTER - EXCENTRIC TRI-CLAMP REDUCERS

DIMENSION		A (mm)	ID (mm)	a (mm)	id (mm)	L (mm)	Item No.
According to DIN 32676 Row B (ISO 1127)							
ISO DN	40 - 8	64,00	44,30	25,00	10,30	60,00	109.064.I-040.I-008.025.XX
ISO DN	40 - 8	64,00	44,30	50,50	10,30	45,00	109.064.I-040.I-008.050.XX
ISO DN	40 - 10	64,00	44,30	25,00	14,00	60,00	109.064.I-040.I-010.025.XX
ISO DN	40 - 10	64,00	44,30	50,50	14,00	45,00	109.064.I-040.I-010.050.XX
ISO DN	40 - 15	64,00	44,30	50,50	18,10	45,00	109.064.I-040.I-015.050.XX
ISO DN	40 - 20	64,00	44,30	50,50	23,70	45,00	109.064.I-040.I-020.050.XX
ISO DN	40 - 25	64,00	44,30	50,50	29,70	45,00	109.064.I-040.I-025.050.XX
ISO DN	40 - 32	64,00	44,30	64,00	38,40	45,00	109.064.I-040.I-032.064.XX
ISO DN	50 - 8	77,50	56,30	25,00	10,30	60,00	109.077.I-050.I-008.025.XX
ISO DN	50 - 8	77,50	56,30	50,50	10,30	45,00	109.077.I-050.I-008.050.XX
ISO DN	50 - 10	77,50	56,30	25,00	14,00	60,00	109.077.I-050.I-010.025.XX
ISO DN	50 - 10	77,50	56,30	50,50	14,00	45,00	109.077.I-050.I-010.050.XX
ISO DN	50 - 15	77,50	56,30	50,50	18,10	45,00	109.077.I-050.I-015.050.XX
ISO DN	50 - 20	77,50	56,30	50,50	23,70	45,00	109.077.I-050.I-020.050.XX
ISO DN	50 - 25	77,50	56,30	50,50	29,70	45,00	109.077.I-050.I-025.050.XX
ISO DN	50 - 32	77,50	56,30	64,00	38,40	45,00	109.077.I-050.I-032.064.XX
ISO DN	50 - 40	77,50	56,30	64,00	44,30	45,00	109.077.I-050.I-040.064.XX
ISO DN	65 - 8	91,00	72,10	25,00	10,30	60,00	109.091.I-065.I-008.025.XX
ISO DN	65 - 8	91,00	72,10	50,50	10,30	45,00	109.091.I-065.I-008.050.XX
ISO DN	65 - 10	91,00	72,10	25,00	14,00	60,00	109.091.I-065.I-010.025.XX
ISO DN	65 - 10	91,00	72,10	50,50	14,00	45,00	109.091.I-065.I-010.050.XX
ISO DN	65 - 15	91,00	72,10	50,50	18,10	45,00	109.091.I-065.I-015.050.XX
ISO DN	65 - 20	91,00	72,10	50,50	23,70	45,00	109.091.I-065.I-020.050.XX
ISO DN	65 - 25	91,00	72,10	50,50	29,70	45,00	109.091.I-065.I-025.050.XX
ISO DN	65 - 32	91,00	72,10	64,00	38,40	45,00	109.091.I-065.I-032.064.XX
ISO DN	65 - 40	91,00	72,10	64,00	44,30	45,00	109.091.I-065.I-040.064.XX
ISO DN	65 - 50	91,00	72,10	77,50	56,30	45,00	109.091.I-065.I-050.077.XX

.XX = EP, Electropolishing



Tri-Clamp Fittings

ADAPTER - EXCENTRIC TRI-CLAMP REDUCERS 1/2

Standards

DIN 32676 Row A (DIN 11850)

Material

Stainless Steel 1.4435 BN2 (Fe < 0,5%) according to EN 10088

Sterilization temperature

150°C

Application

Pharmaceutical and biotechnology industries

Type of Construction / Surface quality

- Inner surface: sanded and polished
- Ra internal < 0,4 µm

Hygienic tube class

H 3 / H 4 according to DIN 11866

Marking

Dimension, material, casting number

Certificates

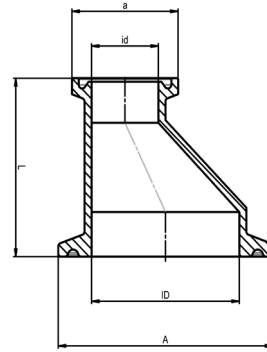
Certificate according to EN 10204-3.1

Option

- Electropolishing (EP)
- Other sizes and / or combinations available on request

Remark

Technical changes reserved



DIMENSIONS OF ADAPTER - EXCENTRIC TRI-CLAMP REDUCERS

DIMENSION	A (mm)	ID (mm)	a (mm)	id (mm)	L (mm)	Item No.
According to DIN 32676 Row A (DIN 11850)						
DIN DN	10 - 8	25,00	10,00	25,00	8,00	109.025.D-010.D-008.025.XX
DIN DN	10 - 8	34,00	10,00	25,00	8,00	109.034.D-010.D-008.025.XX
DIN DN	15 - 8	34,00	16,00	25,00	8,00	109.034.D-015.D-008.025.XX
DIN DN	15 - 10	34,00	16,00	25,00	12,00	109.034.D-015.D-010.025.XX
DIN DN	15 - 10	34,00	16,00	34,00	12,00	109.034.D-015.D-010.034.XX
DIN DN	20 - 8	34,00	20,00	25,00	8,00	109.034.D-020.D-008.025.XX
DIN DN	20 - 10	34,00	20,00	25,00	10,00	109.034.D-020.D-010.025.XX
DIN DN	20 - 10	34,00	20,00	34,00	10,00	109.034.D-020.D-010.034.XX
DIN DN	20 - 15	34,00	20,00	34,00	16,00	109.034.D-020.D-015.034.XX
DIN DN	25 - 8	50,50	26,00	25,00	8,00	109.050.D-025.D-008.025.XX
DIN DN	25 - 10	50,50	26,00	25,00	10,00	109.050.D-025.D-010.025.XX
DIN DN	25 - 10	50,50	26,00	34,00	10,00	109.050.D-025.D-010.034.XX
DIN DN	25 - 15	50,50	26,00	34,00	16,00	109.050.D-025.D-015.034.XX
DIN DN	25 - 20	50,50	26,00	34,00	20,00	109.050.D-025.D-020.034.XX
DIN DN	32 - 8	50,50	32,00	25,00	8,00	109.050.D-032.D-008.025.XX
DIN DN	32 - 10	50,50	32,00	25,00	10,00	109.050.D-032.D-010.025.XX
DIN DN	32 - 10	50,50	32,00	34,00	10,00	109.050.D-032.D-010.034.XX
DIN DN	32 - 15	50,50	32,00	34,00	16,00	109.050.D-032.D-015.034.XX
DIN DN	32 - 20	50,50	32,00	34,00	20,00	109.050.D-032.D-020.034.XX
DIN DN	32 - 25	50,50	32,00	50,50	26,00	109.050.D-032.D-025.050.XX

.XX = EP, Electropolishing

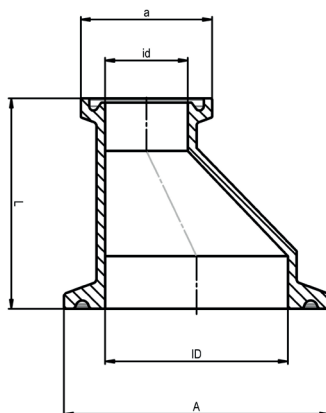

Tri-Clamp Fittings

ADAPTER - EXCENTRIC TRI-CLAMP REDUCERS 2/2

DIMENSIONS OF ADAPTER - EXCENTRIC TRI-CLAMP REDUCERS

DIMENSION		A (mm)	ID (mm)	a (mm)	id (mm)	L (mm)	Item No.
According to DIN 32676 Row A (DIN 11850)							
DIN DN	40 - 8	50,50	38,00	25,00	8,00	40,00	109.050.D-040.D-008.025.XX
DIN DN	40 - 10	50,50	38,00	25,00	10,00	40,00	109.050.D-040.D-010.025.XX
DIN DN	40 - 10	50,50	38,00	34,00	10,00	40,00	109.050.D-040.D-010.034.XX
DIN DN	40 - 15	50,50	38,00	34,00	16,00	40,00	109.050.D-040.D-015.034.XX
DIN DN	40 - 20	50,50	38,00	34,00	20,00	40,00	109.050.D-040.D-020.034.XX
DIN DN	40 - 25	50,50	38,00	50,50	26,00	40,00	109.050.D-040.D-025.050.XX
DIN DN	40 - 32	50,50	38,00	50,50	32,00	40,00	109.050.D-040.D-032.050.XX
DIN DN	50 - 8	64,00	50,00	25,00	8,00	60,00	109.064.D-050.D-008.025.XX
DIN DN	50 - 10	64,00	50,00	25,00	10,00	60,00	109.064.D-050.D-010.025.XX
DIN DN	50 - 10	64,00	50,00	34,00	10,00	45,00	109.064.D-050.D-010.034.XX
DIN DN	50 - 15	64,00	50,00	34,00	16,00	45,00	109.064.D-050.D-015.034.XX
DIN DN	50 - 20	64,00	50,00	34,00	20,00	45,00	109.064.D-050.D-020.034.XX
DIN DN	50 - 25	64,00	50,00	50,50	26,00	45,00	109.064.D-050.D-025.050.XX
DIN DN	50 - 32	64,00	50,00	50,50	32,00	45,00	109.064.D-050.D-032.050.XX
DIN DN	50 - 40	64,00	50,00	50,50	38,00	45,00	109.064.D-050.D-040.050.XX
DIN DN	65 - 8	91,00	66,00	25,00	8,00	60,00	109.091.D-065.D-008.025.XX
DIN DN	65 - 10	91,00	66,00	25,00	10,00	60,00	109.091.D-065.D-010.025.XX
DIN DN	65 - 10	91,00	66,00	34,00	10,00	45,00	109.091.D-065.D-010.034.XX
DIN DN	65 - 15	91,00	66,00	34,00	16,00	45,00	109.091.D-065.D-015.034.XX
DIN DN	65 - 20	91,00	66,00	34,00	20,00	45,00	109.091.D-065.D-020.034.XX
DIN DN	65 - 25	91,00	66,00	50,50	26,00	45,00	109.091.D-065.D-025.050.XX
DIN DN	65 - 32	91,00	66,00	50,50	32,00	45,00	109.091.D-065.D-032.050.XX
DIN DN	65 - 40	91,00	66,00	50,50	38,00	45,00	109.091.D-065.D-040.050.XX
DIN DN	65 - 50	91,00	66,00	64,00	50,00	45,00	109.091.D-065.D-050.064.XX

.XX = EP, Electropolishing



Tri-Clamp Fittings

FEMALE THREADED TRI-CLAMP ADAPTER

Standards

ISO 2852. thread: DIN 2999

Material

Stainless Steel 1.4435 BN2 (Fe < 0,5%) according to EN 10088

Sterilization temperature

150°C

Application

Pharmaceutical and biotechnology industries

Type of Construction / Surface quality

- Outer surface: Ra < 0,8 µm
- Inner surface : Ra < 0,4 µm

Hygienic tube class

H 3 / H 4 according to DIN 11866

Marking

Dimension, material, casting number

Certificates

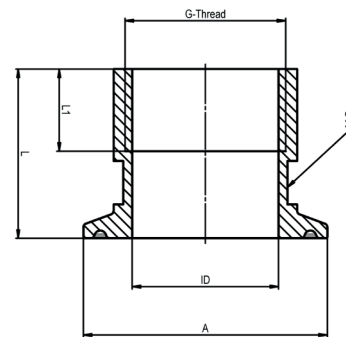

Certificate according to EN 10204-3.1

Option

- Electropolishing (EP)
- Other sizes and / or combinations available on request

Remark

- According to DIN 2999 the pipe threads are designated with IR, e.g. R2 DIN 2999, however the dimensions are identical
- Technical changes reserved



DIMENSIONS OF FEMALE THREADED TRI-CLAMP ADAPTER

DIMENSION		L1 (mm)	A (mm)	ID (mm)	L (mm)	Item No.
TC according to ISO 2852 / according to thread						
IG R	1/8	12,00	25,00	8,60	30,00	105.0125.025.XX
IG R	1/4	12,00	25,00	11,50	30,00	105.0250.025.XX
IG R	3/8	12,00	25,00	15,00	30,00	105.0375.025.XX
IG R	1/8	12,00	50,50	8,60	30,00	105.0125.050.XX
IG R	1/4	12,00	50,50	11,50	30,00	105.0250.050.XX
IG R	3/8	12,00	50,50	15,00	30,00	105.0375.050.XX
IG R	1/2	14,00	34,00	18,60	30,00	105.0500.034.XX
IG R	1/2	14,00	50,50	18,60	30,00	105.0500.050.XX
IG R	3/4	14,50	50,50	24,10	30,00	105.0750.050.XX
IG R	1	17,00	50,50	30,30	35,00	105.1000.050.XX
IG R	1 1/4	17,00	64,00	39,00	35,00	105.1250.064.XX
IG R	1 1/2	19,00	64,00	44,90	40,00	105.1500.064.XX
IG R	2	19,00	77,50	56,70	40,00	105.2000.077.XX
.XX = EP, Electropolishing						

Tri-Clamp Fittings

MALE THREADED TRI-CLAMP ADAPTER

Standards

ISO 2852, thread: DIN 2999

Material

Stainless Steel 1.4435 BN2 (Fe < 0,5%) according to EN 10088

Sterilization temperature

150°C

Application

Pharmaceutical and biotechnology industries

Type of Construction / Surface quality

- Outer surface: Ra < 0,8 µm
- Inner surface: Ra < 0,4 µm

Hygienic tube class

H 3 / H 4 according to DIN 11866

Marking

Dimension, material, casting number

Certificates

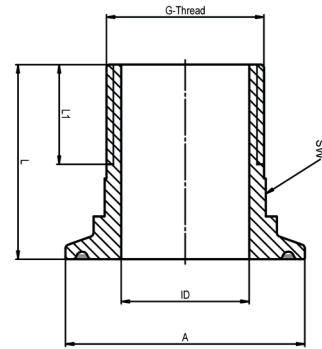

Certificate according to EN 10204-3.1

Option

- Electropolishing (EP)
- Other sizes and / or combinations available on request

Remark

- According to DIN 2999 the threads of the pipes are designated with IR, e.g. R2 DIN 2999, however the dimensions are identical
- Technical changes reserved



DIMENSIONS OF MALE THREADED TRI-CLAMP ADAPTER

DIMENSION	L1 (mm)	A (mm)	ID (mm)	L (mm)	Item No.
TC according to ISO 2852 / according to thread					
AG R	1/8	10,00	25,00	6,00	106.0125.025.XX
AG R	1/4	10,00	25,00	9,00	106.0250.025.XX
AG R	3/8	12,00	25,00	12,50	106.0375.025.XX
AG R	1/8	10,00	50,50	6,00	106.0125.050.XX
AG R	1/4	10,00	50,50	9,00	106.0250.050.XX
AG R	3/8	12,00	50,50	12,50	106.0375.050.XX
AG R	1/2	13,00	50,50	16,00	106.0500.050.XX
AG R	3/4	18,00	50,50	22,00	106.0750.050.XX
AG R	1	21,00	50,50	27,00	106.1000.050.XX
AG R	1 1/4	18,00	64,00	35,50	106.1250.064.XX
AG R	1 1/4	18,00	77,50	35,50	106.1250.077.XX
AG R	1 1/4	18,00	91,00	35,50	106.1250.091.XX
AG R	1 1/2	20,00	50,50	35,50	106.1500.050.XX
AG R	1 1/2	20,00	64,00	35,50	106.1500.064.XX
AG R	2	20,00	64,00	47,50	106.2000.064.XX
AG R	2	20,00	77,50	47,50	106.2000.077.XX
.XX = EP, Electropolishing					

WELDING FITTINGS



www.aseptconn.ch

Welding-Fittings

PIPES ACCORDING TO DIN 11866, ROW B (ISO 1127)

Standards

According to DIN 11866, Row B (ISO 1127)

Material

- Seamless or welded austenite Stainless Steel pipe
- Stainless Steel 1.4435 BN2 (Fe < 0,5%) according to EN 10088-1

Sterilization temperature

150°C

Application

Pharmaceutical and biotechnology industries

Type of construction/ Surface quality

- Pipes and fittings are prepared for orbital welds
- Glossy finishes: Ra internal < 0,8 µm, Ra external < 0.8 µm
- Electropolished: Ra internal < 0,6 µm, Ra external < 0.8 µm

Pipe-Hygiene Classes

H 3 / H4 according to DIN 11866

Tolerances

According to DIN EN 1127 / ISO 5252 D4/T3 and ASTM A269 / A270

Marking

Dimension, material, casting number, manufacturer

Certificates



Certificate according to EN 10204-3.1

Option

Other dimensions available on request

Remarks

Technical changes reserved



DIMENSIONS OF PIPES ACCORDING TO DIN 11866, ROW B (ISO 1127)

DIMENSION		AD (mm)	ID (mm)	S (mm)	Weight kg / m	Item No.
ISO DN	8	13,50	10,30	1,60	0,4773	130.I-008.WEL.XX
ISO DN	10	17,20	14,00	1,60	0,6257	130.I-010.WEL.XX
ISO DN	15	21,30	18,10	1,60	0,7902	130.I-015.WEL.XX
ISO DN	20	26,90	23,70	1,60	1,0148	130.I-020.WEL.XX
ISO DN	25	33,70	29,70	2,00	1,5894	130.I-025.WEL.XX
ISO DN	32	42,40	38,40	2,00	2,0257	130.I-032.WEL.XX
ISO DN	40	48,30	44,30	2,00	2,3215	130.I-040.WEL.XX
ISO DN	50	60,30	56,30	2,00	2,9232	130.I-050.WEL.XX
ISO DN	65	76,10	72,10	2,00	3,7154	130.I-065.WEL.XX
ISO DN	80	88,90	84,30	2,30	4,9934	130.I-080.WEL.XX
ISO DN	100	114,30	109,70	2,30	6,4580	130.I-100.WEL.XX
ISO DN	150	168,30	163,10	2,60	10,8007	130.I-150.WEL.XX
ISO DN	200	219,00	213,80	2,60	14,1119	130.I-200.WEL.XX

.XX = MB - glossy finish
.XX = EP - Electropolished

Welding-Fittings

PIPES ACCORDING TO ASME BPE 1997, ROW C (IMPERIAL BS)

Standards

According to ASME BPE 1997, Row C (imperial BS)

Material

- Seamless or welded austenite Stainless Steel pipe
- Stainless Steel 1.4435 BN2 (Fe < 0,5%) according to EN 10088-1

Sterilization temperature

150°C

Application

Pharmaceutical and biotechnology industries

Type of construction/ Surface quality

- Pipes and fittings are prepared for orbital welds
- Glossy finishes: Ra internal < 0,8 µm, Ra external < 0.8 µm
- Electropolished: Ra internal < 0,6 µm, Ra external < 0.8 µm

Pipe-Hygiene Classes

H 3 / H4 according to DIN 11866

Tolerances

According to DIN EN 1127 / ISO 5252 D4/T3 and ASTM A269 / A270

Marking

Dimension, material, casting number, manufacturer

Certificates



Certificate according to EN 10204-3.1

Option

Other dimensions available on request

Remarks

Technical changes reserved



DIMENSIONS OF PIPES ACCORDING TO ASME BPE 1997, ROW C (IMPERIAL BS)

DIMENSION		AD (mm)	ID (mm)	S (mm)	Weight kg / m	Item No.
OD	1/8"	3,18	2,06	0,56	0,0368	130.A-0125.WEL.XX
OD	1/4"	6,35	4,57	0,89	0,1241	130.A-025.WEL.XX
OD	3/8"	9,53	7,55	0,89	0,1966	130.A-0375.WEL.XX
OD	1/2"	12,70	9,40	1,65	0,4571	130.A-050.WEL.XX
OD	3/4"	19,05	15,75	1,65	0,7198	130.A-075.WEL.XX
OD	1"	25,40	22,10	1,65	0,9824	130.A-100.WEL.XX
OD	1 1/2"	38,10	34,80	1,65	1,5077	130.A-150.WEL.XX
OD	2"	50,80	47,50	1,65	2,0331	130.A-200.WEL.XX
OD	2 1/2"	63,50	60,20	1,65	2,5585	130.A-250.WEL.XX
OD	3"	76,20	72,90	1,65	3,0838	130.A-300.WEL.XX
OD	4"	101,60	97,38	2,11	5,2627	130.A-400.WEL.XX

.XX = MB - glossy finish

.XX = EP - Electropolished

Welding-Fittings

PIPES ACCORDING TO DIN 11866, ROW A (DIN 11850)

Standards

According to DIN 11866, Row A (DIN 11850)

Material

- Seamless or welded austenite Stainless Steel pipe
- Stainless Steel 1.4435 BN2 (Fe < 0,5%) according to EN 10088-1

Sterilization temperature

150°C

Application

Pharmaceutical and biotechnology industries

Type of construction/ Surface quality

- Pipes and fittings are prepared for orbital welds
- Glossy finishes: Ra internal < 0,8 µm, Ra external < 0.8 µm
- Electropolished: Ra internal < 0,6 µm, Ra external < 0.8 µm

Pipe-Hygiene Classes

H 3 / H4 according to DIN 11866

Tolerances

According to DIN EN 1127 / ISO 5252 D4/T3 and ASTM A269 / A270

Marking

Dimension, material, casting number, manufacturer

Certificates



Certificate according to EN 10204-3.1

Option

Other dimensions available on request

Remarques

Technical changes reserved



DIMENSIONS OF PIPES ACCORDING TO DIN 11866, ROW A (DIN 11850)

DIMENSION		AD (mm)	ID (mm)	S (mm)	Weight kg / m	Item No.
DIN DN	4	6,00	4,00	1,00	0,1254	130.D-004.WEL.XX
DIN DN	6	8,00	6,00	1,00	0,1755	130.D-006.WEL.XX
DIN DN	8	10,00	8,00	1,00	0,2256	130.D-008.WEL.XX
DIN DN	10	12,00	10,00	1,00	0,2758	130.D-010.WEL.XX
DIN DN	10	13,00	10,00	1,50	0,4325	130.D-010.2.WEL.XX
DIN DN	15	19,00	16,00	1,50	0,6581	130.D-015.WEL.XX
DIN DN	20	23,00	20,00	1,50	0,8085	130.D-020.WEL.XX
DIN DN	25	29,00	26,00	1,50	1,0341	130.D-025.WEL.XX
DIN DN	32	35,00	32,00	1,50	1,2598	130.D-032.WEL.XX
DIN DN	40	41,00	38,00	1,50	1,4854	130.D-040.WEL.XX
DIN DN	50	53,00	50,00	1,50	1,9367	130.D-050.WEL.XX
DIN DN	65	70,00	66,00	2,00	3,4095	130.D-065.WEL.XX
DIN DN	80	85,00	81,00	2,00	4,1616	130.D-080.WEL.XX
DIN DN	100	104,00	100,00	2,00	5,1143	130.D-100.WEL.XX
DIN DN	150	154,00	150,00	2,00	7,6213	130.D-150.WEL.XX

.XX = MB - glossy finish
.XX = EP - Electropolished

Welding-Fittings

ELBOW 45° ACCORDING TO DIN 11866, ROW B (ISO 1127)

Standards

According to DIN 11866, Row B (ISO 1127)

Material

- Seamless or welded austenite Stainless Steel pipe
- Stainless Steel 1.4435 BN2 (Fe < 0,5%) according to EN 10088-1

Sterilization temperature

150°C

Application

Pharmaceutical and biotechnology industries

Type of construction/ Surface quality

- Pipes and fittings are prepared for orbital welds
- Glossy finishes: Ra internal < 0,8 µm, Ra external < 0.8 µm
- Electropolished: Ra internal < 0,6 µm, Ra external < 0.8 µm

Pipe-Hygiene Classes

H 3 / H4 according to DIN 11866

Tolerances

According to DIN EN 1127 / ISO 5252 D4/T3 and ASTM A269 / A270

Marking

Dimension, material, casting number, manufacturer

Certificates

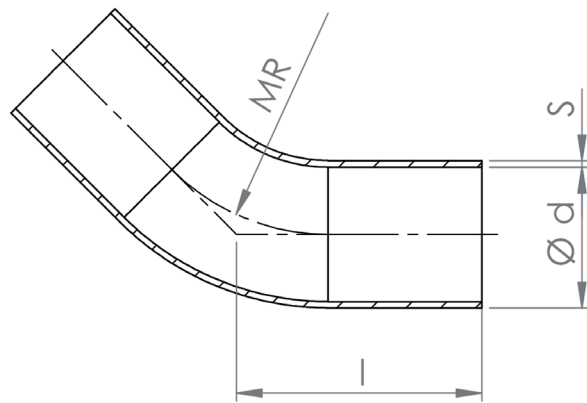
Certificate according to EN 10204-3.1

Option

Other dimensions available on request

Remarks

Technical changes reserved



DIMENSIONS OF ELBOW 45° ACCORDING TO DIN 11866, ROW B (ISO 1127)

DIMENSION		d (mm)	S (mm)	l (mm)	MR (mm)	Item No.
ISO DN	8	13,50	1,60	33,30	20,00	116.045.I-008.WEL.XX
ISO DN	10	17,20	1,60	36,60	28,00	116.045.I-010.WEL.XX
ISO DN	15	21,30	1,60	37,40	30,00	116.045.I-015.WEL.XX
ISO DN	20	26,90	1,60	51,80	28,50	116.045.I-020.WEL.XX
ISO DN	25	33,70	2,00	55,70	38,00	116.045.I-025.WEL.XX
ISO DN	32	42,40	2,00	59,70	47,50	116.045.I-032.WEL.XX
ISO DN	40	48,30	2,00	63,60	57,00	116.045.I-040.WEL.XX
ISO DN	50	60,30	2,00	71,50	76,00	116.045.I-050.WEL.XX
ISO DN	65	76,10	2,00	94,40	95,00	116.045.I-065.WEL.XX
ISO DN	80	88,90	2,30	102,40	114,50	116.045.I-080.WEL.XX
ISO DN	100	114,3	2,30	118,20	152,50	116.045.I-100.WEL.XX

.XX = MB - glossy finish

.XX = EP - Electropolished

Welding-Fittings

ELBOW 45° ACCORDING TO ASME BPE 1997, ROW C (IMPERIAL BS)

Standards

According to ASME BPE 1997, Row C (imperial BS)

Material

- Seamless or welded austenite Stainless Steel pipe
- Stainless Steel 1.4435 BN2 (Fe < 0,5%) according to EN 10088-1

Sterilization temperature

150°C

Application

Pharmaceutical and biotechnology industries

Type of construction/ Surface quality

- Pipes and fittings are prepared for orbital welds
- Glossy finishes: Ra internal < 0,8 µm, Ra external < 0.8 µm
- Electropolished: Ra internal < 0,6 µm, Ra external < 0.8 µm

Pipe-Hygiene Classes

H 3 / H4 according to DIN 11866

Tolerances

According to DIN EN 1127 / ISO 5252 D4/T3 and ASTM A269 / A270

Marking

Dimension, material, casting number, manufacturer

Certificates

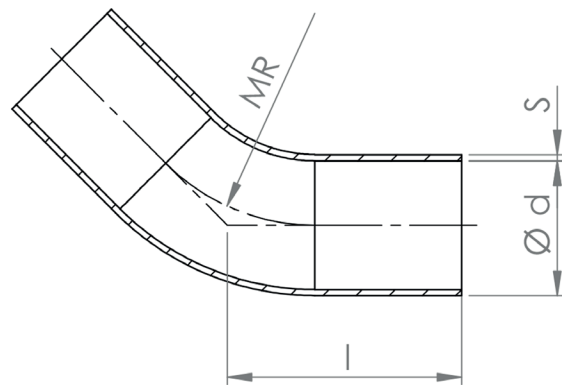

Certificate according to EN 10204-3.1

Option

Other dimensions available on request

Remarks

Technical changes reserved



DIMENSIONS OF ELBOW 45° ACCORDING TO ASME BPE 1997, ROW C (IMPERIAL BS)

DIMENSION		d (mm)	S (mm)	l (mm)	MR (mm)	Item No.
OD	1/4"	6,35	0,89	50,80	14,30	116.045.A-0250.WEL.XX
OD	3/8"	9,53	0,89	50,80	28,60	116.045.A-0375.WEL.XX
OD	1/2"	12,70	1,65	57,20	28,60	116.045.A-050.WEL.XX
OD	3/4"	19,05	1,65	57,20	26,00	116.045.A-075.WEL.XX
OD	1"	25,40	1,65	57,20	38,10	116.045.A-100.WEL.XX
OD	1 1/2"	38,10	1,65	63,50	57,20	116.045.A-150.WEL.XX
OD	2"	50,80	1,65	76,20	76,20	116.045.A-200.WEL.XX
OD	2 1/2"	63,50	1,65	85,70	95,30	116.045.A-250.WEL.XX
OD	3"	76,20	1,65	92,10	114,30	116.045.A-300.WEL.XX
OD	4"	101,60	2,11	114,30	152,40	116.045.A-400.WEL.XX
OD	6"	152,40	2,77	158,80	228,60	116.045.A-600.WEL.XX

.XX = MB - glossy finish

.XX = EP - Electropolished

Welding-Fittings

ELBOW 45° ACCORDING TO DIN 11866, ROW A (DIN 11850)

Standards

According to DIN 11866, Row A (DIN 11850)

Material

- Seamless or welded austenite Stainless Steel pipe
- Stainless Steel 1.4435 BN2 (Fe < 0,5%) according to EN 10088-1

Sterilization temperature

150°C

Application

Pharmaceutical and biotechnology industries

Type of construction/ Surface quality

- Pipes and fittings are prepared for orbital welds
- Glossy finishes: Ra internal < 0,8 µm, Ra external < 0.8 µm
- Electropolished: Ra internal < 0,6 µm, Ra external < 0.8 µm

Pipe-Hygiene Classes

H 3 / H4 according to DIN 11866

Tolerances

According to DIN EN 1127 / ISO 5252 D4/T3 and ASTM A269 / A270

Marking

Dimension, material, casting number, manufacturer

Certificates

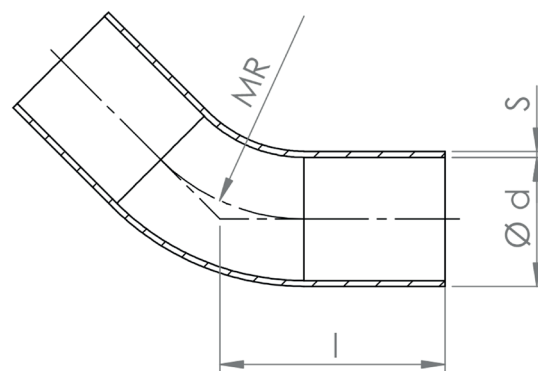
Certificate according to EN 10204-3.1

Option

Other dimensions available on request

Remarks

Technical changes reserved



DIMENSIONS OF ELBOW 45° ACCORDING TO DIN 11866, ROW A (DIN 11850)

DIMENSION		d (mm)	S (mm)	l (mm)	MR (mm)	Item No.
DIN DN	4	6,00	1,00	32,10	16,00	116.045.D-004.WEL.XX
DIN DN	6	8,00	1,00	32,10	20,00	116.045.D-006.WEL.XX
DIN DN	8	10,00	1,00	33,30	25,00	116.045.D-008.WEL.XX
DIN DN	10	13,00	1,50	35,80	26,00	116.045.D-010.WEL.XX
DIN DN	15	19,00	1,50	39,50	35,00	116.045.D-015.WEL.XX
DIN DN	20	23,00	1,50	41,60	40,00	116.045.D-020.WEL.XX
DIN DN	25	29,00	1,50	60,70	50,00	116.045.D-025.WEL.XX
DIN DN	32	35,00	1,50	62,80	55,00	116.045.D-032.WEL.XX
DIN DN	40	41,00	1,50	64,90	60,00	116.045.D-040.WEL.XX
DIN DN	50	53,00	1,50	69,00	70,00	116.045.D-050.WEL.XX
DIN DN	65	70,00	2,00	73,10	80,00	116.045.D-065.WEL.XX
DIN DN	80	85,00	2,00	92,30	90,00	116.045.D-080.WEL.XX
DIN DN	100	104,00	2,00	96,40	100,00	116.045.D-100.WEL.XX
DIN DN	150	154,00	2,00	193,20	225,00	116.045.D-150.WEL.XX

.XX = MB - glossy finish
.XX = EP - Electropolished

Welding-Fittings

ELBOW 90° ACCORDING TO DIN 11866, ROW B (ISO 1127)

Standards

According to DIN 11866, Row B (ISO 1127)

Material

- Seamless or welded austenite Stainless Steel pipe
- Stainless Steel 1.4435 BN2 (Fe < 0,5%) according to EN 10088-1

Sterilization temperature

150°C

Application

Pharmaceutical and biotechnology industries

Type of construction/ Surface quality

- Pipes and fittings are prepared for orbital welds
- Glossy finishes: Ra internal < 0,8 µm, Ra external < 0.8 µm
- Electropolished: Ra internal < 0,6 µm, Ra external < 0.8 µm

Pipe-Hygiene Classes

H 3 / H4 according to DIN 11866

Tolerances

According to DIN EN 1127 / ISO 5252 D4/T3 and ASTM A269 / A270

Marking

Dimension, material, casting number, manufacturer

Certificates

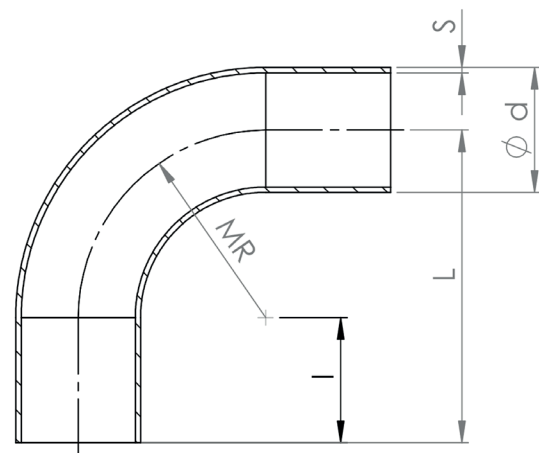
Certificate according to EN 10204-3.1

Option

Other dimensions available on request

Remarks

Technical changes reserved



DIMENSIONS OF ELBOW 90° ACCORDING TO DIN 11866, ROW B (ISO 1127)

DIMENSION	d (mm)	S (mm)	L (mm)	I (mm)	MR (mm)	Item No.
ISO DN 8	13,50	1,60	45,00	25,00	20,00	116.090.I-008.WEL.XX
ISO DN 10	17,20	1,60	53,00	25,00	28,00	116.090.I-010.WEL.XX
ISO DN 15	21,30	1,60	55,00	25,00	30,00	116.090.I-015.WEL.XX
ISO DN 20	26,90	1,60	68,50	40,00	28,50	116.090.I-020.WEL.XX
ISO DN 25	33,70	2,00	78,00	40,00	38,00	116.090.I-025.WEL.XX
ISO DN 32	42,40	2,00	87,50	40,00	47,50	116.090.I-032.WEL.XX
ISO DN 40	48,30	2,00	97,00	40,00	57,00	116.090.I-040.WEL.XX
ISO DN 50	60,30	2,00	116,00	40,00	76,00	116.090.I-050.WEL.XX
ISO DN 65	76,10	2,00	150,00	55,00	95,00	116.090.I-065.WEL.XX
ISO DN 80	88,90	2,30	169,50	55,00	114,50	116.090.I-080.WEL.XX
ISO DN 100	114,3	2,30	207,50	55,00	152,50	116.090.I-100.WEL.XX

.XX = MB - glossy finish
.XX = EP - Electropolished

Welding-Fittings

ELBOW 90° ACCORDING TO ASME BPE 1997, ROW C (IMPERIAL BS)

Standards

According to ASME BPE 1997, Row C (imperial BS)

Material

- Seamless or welded austenite Stainless Steel pipe
- Stainless Steel 1.4435 BN2 (Fe < 0,5%) according to EN 10088-1

Sterilization temperature

150°C

Application

Pharmaceutical and biotechnology industries

Type of construction/ Surface quality

- Pipes and fittings are prepared for orbital welds
- Glossy finishes: Ra internal < 0,8 µm, Ra external < 0,8 µm
- Electropolished: Ra internal < 0,6 µm, Ra external < 0,8 µm

Pipe-Hygiene Classes

H 3 / H4 according to DIN 11866

Tolerances

According to DIN EN 1127 / ISO 5252 D4/T3 and ASTM A269 / A270

Marking

Dimension, material, casting number, manufacturer

Certificates

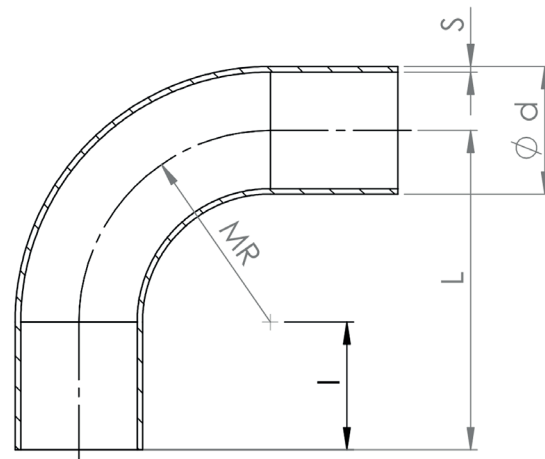
Certificate according to EN 10204-3.1

Option

Other dimensions available on request

Remarks

Technical changes reserved



DIMENSIONS OF ELBOW 90° ACCORDING TO ASME BPE 1997, ROW C (IMPERIAL BS)

DIMENSION		d (mm)	S (mm)	L (mm)	l (mm)	MR (mm)	Item No.
OD	1/4"	6,35	0,89	66,70	52,40	14,30	116.090.A-025.WEL.XX
OD	3/8"	9,53	0,89	66,70	38,10	28,60	116.090.A-0375.WEL.XX
OD	1/2"	12,70	1,65	76,20	47,60	28,60	116.090.A-050.WEL.XX
OD	3/4"	19,05	1,65	76,20	47,60	28,60	116.090.A-075.WEL.XX
OD	1"	25,40	1,65	76,20	38,10	38,10	116.090.A-100.WEL.XX
OD	1 1/2"	38,10	1,65	95,30	38,10	57,20	116.090.A-150.WEL.XX
OD	2"	50,80	1,65	120,70	44,50	76,20	116.090.A-200.WEL.XX
OD	2 1/2"	63,50	1,65	139,70	44,50	95,30	116.090.A-250.WEL.XX
OD	3"	76,20	1,65	158,50	44,50	114,30	116.090.A-300.WEL.XX
OD	4"	101,60	2,11	203,20	50,80	152,40	116.090.A-400.WEL.XX
OD	6"	152,40	2,77	292,10	63,50	228,60	116.090.A-600.WEL.XX

.XX = MB - glossy finish

.XX = EP - Electropolished

Welding-Fittings

ELBOW 90° ACCORDING TO DIN 11866, ROW A (DIN 11850)

Standards

According to DIN 11866, Row A (DIN 11850)

Material

- Seamless or welded austenite Stainless Steel pipe
- Stainless Steel 1.4435 BN2 (Fe < 0,5%) according to EN 10088-1

Sterilization temperature

150°C

Application

Pharmaceutical and biotechnology industries

Type of construction/ Surface quality

- Pipes and fittings are prepared for orbital welds
- Glossy finishes: Ra internal < 0,8 µm, Ra external < 0.8 µm
- Electropolished: Ra internal < 0,6 µm, Ra external < 0.8 µm

Pipe-Hygiene Classes

H 3 / H4 according to DIN 11866

Tolerances

According to DIN EN 1127 / ISO 5252 D4/T3 and ASTM A269 / A270

Marking

Dimension, material, casting number, manufacturer

Certificates

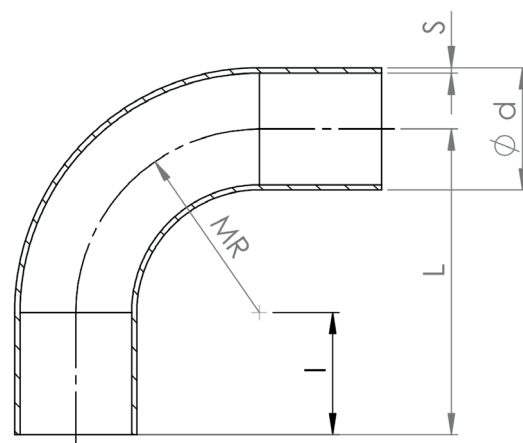
Certificate according to EN 10204-3.1

Option

Other dimensions available on request

Remarks

Technical changes reserved



DIMENSIONS OF ELBOW 90° ACCORDING TO DIN 11866, ROW A (DIN 11850)

DIMENSION		d (mm)	S (mm)	L (mm)	I (mm)	MR (mm)	Item No.
DIN DN	4	6,00	1,00	40,00	24,00	16,00	116.090.D-004.WEL.XX
DIN DN	6	8,00	1,00	45,00	21,00	24,00	116.090.D-006.WEL.XX
DIN DN	8	10,00	1,00	45,00	25,00	20,00	116.090.D-008.WEL.XX
DIN DN	10	12,00	1,00	51,00	25,00	26,00	116.090.D-010.WEL.XX
DIN DN	10	13,00	1,50	51,00	25,00	26,00	116.090.D-010.2.WEL.XX
DIN DN	15	19,00	1,50	60,00	25,00	35,00	116.090.D-015.WEL.XX
DIN DN	20	23,00	1,50	65,00	25,00	40,00	116.090.D-020.WEL.XX
DIN DN	25	29,00	1,50	90,00	40,00	50,00	116.090.D-025.WEL.XX
DIN DN	32	35,00	1,50	95,00	40,00	55,00	116.090.D-032.WEL.XX
DIN DN	40	41,00	1,50	100,00	40,00	60,00	116.090.D-040.WEL.XX
DIN DN	50	53,00	1,50	110,00	40,00	70,00	116.090.D-050.WEL.XX
DIN DN	65	70,00	2,00	120,00	40,00	80,00	116.090.D-065.WEL.XX
DIN DN	80	85,00	2,00	145,00	55,00	90,00	116.090.D-080.WEL.XX
DIN DN	100	104,00	2,00	155,00	55,00	100,00	116.090.D-100.WEL.XX
DIN DN	150	154,00	2,00	325,00	100,00	225,00	116.090.D-150.WEL.XX

.XX = MB - glossy finish
.XX = EP - Electropolished

Welding-Fittings

ELBOW 90° (MACHINED)

Standards

DIN 11865 with pipe according to ISO 1127

Material

- Seamless or welded austenite Stainless Steel pipe
- Stainless Steel 1.4435 BN2 (Fe < 0,5%) according to EN 10088-1

Sterilization temperature

150°C

Application

Phamaceutical and biotechnology industries

Type of construction/ Surface quality

- Inner and outer surface : glossy finish
- Weld-on ends for orbital-welding
- Ra internal < 0,4 µm, Ra external < 0.8 µm

Pipe-Hygiene Classes

H 3 / H4 according to DIN 11866

Marking

Dimension, material, casting number, manufacturer

Certificates

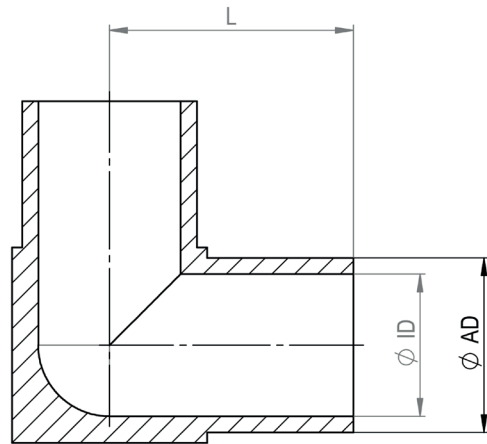

Certificate according to EN 10204-3.1

Option

- Electropolishing (EP)
- Other dimensions available on request

Remarks

- All dimensions machined out of bar stock
- Technical changes reserved



DIMENSIONS OF ELBOW 90° (MACHINED)

DIMENSION	AD (mm)	ID (mm)	L (mm)	Item No.
According to ISO 1127				
ISO DN 6	10,20	7,00	24,00	117.I-006.BWE.XX
ISO DN 8	13,50	10,30	24,00	117.I-008.BWE.XX
ISO DN 10	17,20	14,00	24,00	117.I-010.BWE.XX
According to DIN 11850				
DIN DN 6	8,00	6,00	24,00	117.D-006.BWE.XX
DIN DN 8	10,00	8,00	24,00	117.D-008.BWE.XX
DIN DN 10	12,00	10,00	24,00	117.D-010.BWE.XX
DIN DN 10	13,00	10,00	24,00	117.D-010.2.BWE.XX
.XX = MB - glossy finish				
.XX = EP - Electropolished				

Welding-Fittings

T-PIECE ACCORDING TO DIN 11866, ROW B (ISO 1127)

Standards

According to DIN 11866, Row B (ISO 1127)

Material

- Seamless or welded austenite Stainless Steel pipe
- Stainless Steel 1.4435 BN2 (Fe < 0,5%) according to EN 10088-1

Sterilization temperature

150°C

Application

Pharmaceutical and biotechnology industries

Type of construction/ Surface quality

- Pipes and fittings are prepared for orbital welds
- Glossy finishes: Ra internal < 0,8 µm, Ra external < 0.8 µm
- Electropolished: Ra internal < 0,6 µm, Ra external < 0.8 µm

Pipe-Hygiene Classes

H 3 / H4 according to DIN 11866

Tolerances

According to DIN EN 1127 / ISO 5252 D4/T3 and ASTM A269 / A270

Marking

Dimension, material, casting number, manufacturer

Certificates

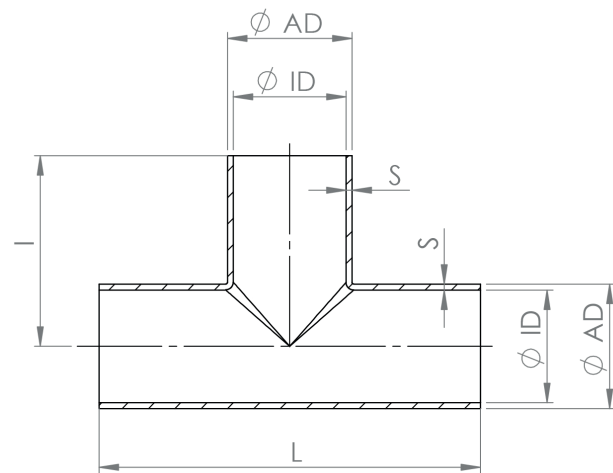

Certificate according to EN 10204-3.1

Option

Other sizes and / or combinations available on request

Remarks

- T-Piece with short outlet also available on request
- Technical changes reserved



DIMENSIONS OF T-PIECE ACCORDING TO DIN 11866, ROW B (ISO 1127)

DIMENSION		AD (mm)	ID (mm)	I (mm)	L (mm)	S (mm)	Item No.
ISO DN	8	13,50	10,30	32,00	64,00	1,60	115.E.I-008.WEL.XX
ISO DN	10	17,20	14,00	34,00	68,00	1,60	115.E.I-010.WEL.XX
ISO DN	15	21,30	18,10	36,00	72,00	1,60	115.E.I-015.WEL.XX
ISO DN	20	26,90	23,70	55,00	110,00	1,60	115.E.I-020.WEL.XX
ISO DN	25	33,70	29,70	60,00	120,00	2,00	115.E.I-025.WEL.XX
ISO DN	32	42,40	38,40	65,00	130,00	2,00	115.E.I-032.WEL.XX
ISO DN	40	48,30	44,30	65,00	130,00	2,00	115.E.I-040.WEL.XX
ISO DN	50	60,30	56,30	90,00	180,00	2,00	115.E.I-050.WEL.XX
ISO DN	65	76,10	72,10	110,00	220,00	2,00	115.E.I-065.WEL.XX
ISO DN	80	88,90	84,30	130,00	260,00	2,30	115.E.I-080.WEL.XX
ISO DN	100	114,30	109,70	160,00	320,00	2,30	115.E.I-100.WEL.XX

.XX = MB - glossy finish
.XX = EP - Electropolished

Welding-Fittings

T-PIECE ACCORDING TO ASME BPE 1997, ROW C (IMPERIAL BS)

Standards

According to ASME BPE 1997, Row C (imperial BS)

Material

- Seamless or welded austenite Stainless Steel pipe
- Stainless Steel 1.4435 BN2 (Fe < 0,5%) according to EN 10088-1

Sterilization temperature

150°C

Application

Pharmaceutical and biotechnology industries

Type of construction/ Surface quality

- Pipes and fittings are prepared for orbital welds
- Glossy finishes: Ra internal < 0,8 µm, Ra external < 0.8 µm
- Electropolished: Ra internal < 0,6 µm, Ra external < 0.8 µm

Pipe-Hygiene Classes

H 3 / H4 according to DIN 11866

Tolerances

According to DIN EN 1127 / ISO 5252 D4/T3 and ASTM A269 / A270

Marking

Dimension, material, casting number, manufacturer

Certificates

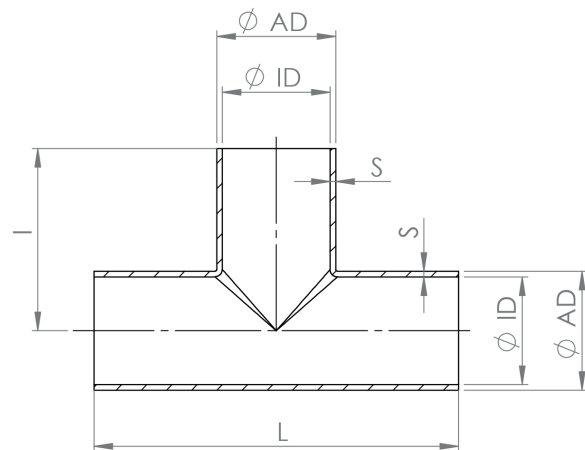

Certificate according to EN 10204-3.1

Option

Other sizes and / or combinations available on request

Remarks

- T-Piece with short outlet also available on request
- Technical changes reserved



DIMENSIONS OF T-PIECE ACCORDING TO DIN 11866, ROW B (ISO 1127)

DIMENSION		AD (mm)	ID (mm)	l (mm)	L (mm)	S (mm)	Item No.
BS	1/2"	12,70	9,40	47,60	95,20	1,65	115.E.A-050.WEL.XX
BS	3/4"	19,05	15,75	50,80	101,60	1,65	115.E.A-075.WEL.XX
BS	1"	25,40	22,10	54,00	108,00	1,65	115.E.A-100.WEL.XX
BS	1 1/2"	38,10	34,80	60,30	120,60	1,65	115.E.A-150.WEL.XX
BS	2"	50,80	47,50	73,00	146,00	1,65	115.E.A-200.WEL.XX
BS	2 1/2"	63,50	60,20	79,40	158,80	1,65	115.E.A-250.WEL.XX
BS	3"	76,20	72,90	85,70	171,40	1,65	115.E.A-300.WEL.XX
BS	4"	101,60	97,38	104,80	209,60	2,11	115.E.A-400.WEL.XX
BS	6"	152,40	146,86	142,90	285,80	2,77	115.E.A-600.WEL.XX

.XX = MB - glossy finish

.XX = EP - Electropolished

Welding-Fittings

T-PIECE ACCORDING TO DIN 11866, ROW A (DIN 11850)

Standards

According to DIN 11866, Row A (DIN 11850)

Material

- Seamless or welded austenite Stainless Steel pipe
- Stainless Steel 1.4435 BN2 (Fe < 0,5%) according to EN 10088-1

Sterilization temperature

150°C

Application

Pharmaceutical and biotechnology industries

Type of construction/ Surface quality

- Pipes and fittings are prepared for orbital welds
- Glossy finishes: Ra internal < 0,8 µm, Ra external < 0,8 µm
- Electropolished: Ra internal < 0,6 µm, Ra external < 0,8 µm

Pipe-Hygiene Classes

H 3 / H4 according to DIN 11866

Tolerances

According to DIN EN 1127 / ISO 5252 D4/T3 and ASTM A269 / A270

Marking

Dimension, material, casting number, manufacturer

Certificates

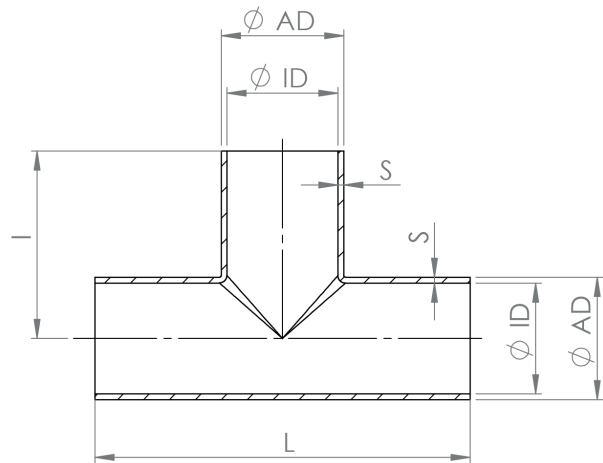

Certificate according to EN 10204-3.1

Option

Other sizes and / or combinations available on request

Remarks

- T-Piece with short outlet also available on request
- Technical changes reserved



DIMENSIONS OF T-PIECE ACCORDING TO DIN 11866, ROW A (DIN 11850)

DIMENSION		AD (mm)	ID (mm)	l (mm)	L (mm)	S (mm)	Item No.
DIN DN	8	10,00	8,00	30,00	60,00	1,00	115.E-D-008.WEL.XX
DIN DN	10	12,00	10,00	35,00	70,00	1,00	115.E-D-010.WEL.XX
DIN DN	10	13,00	10,00	35,00	70,00	1,50	115.E-D-010.2.WEL.XX
DIN DN	15	19,00	16,00	35,00	70,00	1,50	115.E-D-015.WEL.XX
DIN DN	20	23,00	20,00	40,00	80,00	1,50	115.E-D-020.WEL.XX
DIN DN	25	29,00	26,00	50,00	100,00	1,50	115.E-D-025.WEL.XX
DIN DN	32	35,00	32,00	55,00	110,00	1,50	115.E-D-032.WEL.XX
DIN DN	40	41,00	38,00	60,00	120,00	1,50	115.E-D-040.WEL.XX
DIN DN	50	53,00	50,00	80,00	160,00	1,50	115.E-D-050.WEL.XX
DIN DN	65	70,00	66,00	105,00	210,00	2,00	115.E-D-065.WEL.XX
DIN DN	80	85,00	81,00	130,00	260,00	2,00	115.E-D-080.WEL.XX
DIN DN	100	104,00	100,00	155,00	310,00	2,00	115.E-D-100.WEL.XX
DIN DN	150	154,00	150,00	225,00	450,00	2,00	115.E-D-150.WEL.XX

.XX = MB - glossy finish
.XX = EP - Electropolished

Welding-Fittings

T-PIECE (MACHINED)

Standards

DIN 11865 with pipe according to ISO 1127

Material

Stainless Steel 1.4435 BN2 (Fe < 0,5%) according to EN 10088-1

Sterilization temperature

150°C

Application

Pharmaceutical and biotechnology industries

Type of construction/ Surface quality

- Inner and outer surface : glossy finish
- Weld-on ends for orbital-welding
- Ra internal < 0,4 µm, Ra external < 0.8 µm

Pipe-Hygiene Classes

H 3 / H4 according to DIN 11866

Marking

Dimension, material, casting number, manufacturer

Certificates

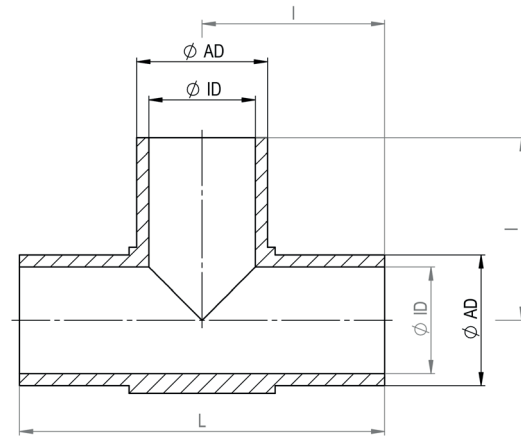

Certificate according to EN 10204-3.1

Option

- Electropolishing (EP)
- Other dimensions available on request

Remarques

- All dimensions machined out of bar stock
- Technical changes reserved



DIMENSIONS OF T-PIECE (MACHINED)

DIMENSION	AD (mm)	ID (mm)	L (mm)	l (mm)	Item No.	
According to ISO 1127						
ISO DN	6	10,20	7,00	48,00	24,00	119.I-006.BWE.XX
ISO DN	8	13,50	10,30	48,00	24,00	119.I-008.BWE.XX
ISO DN	10	17,20	14,00	48,00	24,00	119.I-010.BWE.XX
According to DIN 11850						
DIN DN	6	8,00	6,00	48,00	24,00	119.D-006.BWE.XX
DIN DN	8	10,00	8,00	48,00	24,00	119.D-008.BWE.XX
DIN DN	10	12,00	10,00	48,00	24,00	119.D-010.BWE.XX
DIN DN	10	13,00	10,00	48,00	24,00	119.D-010.2.BWE.XX
.XX = MB - glossy finish						
.XX = EP - Electropolished						

Welding-Fittings

T-PIECE ACCORDING TO DIN 11866, ROW B (ISO 1127) 1/2

Standards

According to DIN 11866, Row B (ISO 1127)

Material

- Seamless or welded austenite Stainless Steel pipe
- Stainless Steel 1.4435 BN2 (Fe < 0,5%) according to EN 10088-1

Sterilization temperature

150°C

Application

Pharmaceutical and biotechnology industries

Type of construction/ Surface quality

- Pipes and fittings are prepared for orbital welds
- Glossy finishes: Ra internal < 0,8 µm, Ra external < 0.8 µm
- Electropolished: Ra internal < 0,6 µm, Ra external < 0.8 µm

Pipe-Hygiene Classes

H 3 / H4 according to DIN 11866

Tolerances

According to DIN EN 1127 / ISO 5252 D4/T3 and ASTM A269 / A270

Marking

Dimension, material, casting number, manufacturer

Certificates

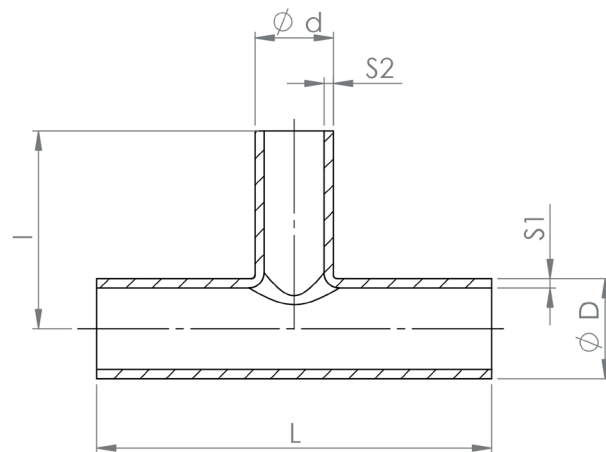

Certificate according to EN 10204-3.1

Option

- Other sizes and / or combinations available on request
- T-Piece with short outlet also available on request

Remarks

Technical changes reserved



DIMENSIONS OF T-PIECE ACCORDING TO DIN 11866, ROW B (ISO 1127)

DIMENSION		D/d (mm)	S1 / S2 (mm)	L (mm)	l mm	Item No.
ISO DN	10 - 8	17.20 x 13.50	1.60 / 1.60	68,00	34,00	115.R.I-010.I-008.WEL.XX
ISO DN	15 - 8	21.30 x 13.50	1.60 / 1.60	72,00	36,00	115.R.I-015.I-008.WEL.XX
ISO DN	15 - 10	21.30 x 17.20	1.60 / 1.60	72,00	36,00	115.R.I-015.I-010.WEL.XX
ISO DN	20 - 8	26.90 x 13.50	1.60 / 1.60	110,00	55,00	115.R.I-020.I-008.WEL.XX
ISO DN	20 - 10	26.90 x 17.20	1.60 / 1.60	110,00	55,00	115.R.I-020.I-010.WEL.XX
ISO DN	20 - 15	26.90 x 21.30	1.60 / 1.60	110,00	55,00	115.R.I-020.I-015.WEL.XX
ISO DN	25 - 10	33.70 x 17.20	2.00 / 1.60	120,00	60,00	115.R.I-025.I-010.WEL.XX
ISO DN	25 - 15	33.70 x 21.30	2.00 / 1.60	120,00	60,00	115.R.I-025.I-015.WEL.XX
ISO DN	25 - 20	33.70 x 26.90	2.00 / 2.00	120,00	60,00	115.R.I-025.I-020.WEL.XX
ISO DN	32 - 15	42.40 x 21.30	2.00 / 1.60	130,00	65,00	115.R.I-032.I-015.WEL.XX
ISO DN	32 - 20	42.40 x 26.90	2.00 / 1.60	130,00	65,00	115.R.I-032.I-020.WEL.XX
ISO DN	32 - 25	42.40 x 33.70	2.00 / 2.00	130,00	65,00	115.R.I-032.I-025.WEL.XX
ISO DN	40 - 15	48.30 x 21.30	2.00 / 1.60	130,00	65,00	115.R.I-040.I-015.WEL.XX
ISO DN	40 - 20	48.30 x 26.90	2.00 / 1.60	130,00	65,00	115.R.I-040.I-020.WEL.XX
ISO DN	40 - 25	48.30 x 33.70	2.00 / 2.00	130,00	65,00	115.R.I-040.I-025.WEL.XX
ISO DN	40 - 32	48.30 x 42.40	2.00 / 2.00	130,00	65,00	115.R.I-040.I-032.WEL.XX

.XX = MB - glossy finish

.XX = EP - Electropolished

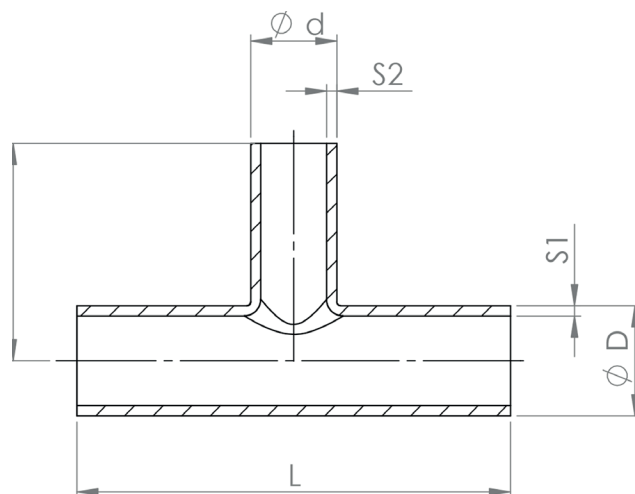

Welding-Fittings

T-PIECE ACCORDING TO DIN 11866, ROW B (ISO 1127) 2/2

DIMENSIONS OF T-PIECE ACCORDING TO DIN 11866, ROW B (ISO 1127)

DIMENSION		D/d (mm)	S1/S2 (mm)	L (mm)	I mm	Item No.
ISO DN	50 - 20	60.30 x 26.90	2.00 / 1.60	180,00	90,00	115.R.I-050.I-020.WEL.XX
ISO DN	50 - 25	60.30 x 33.70	2.00 / 2.00	180,00	90,00	115.R.I-050.I-025.WEL.XX
ISO DN	50 - 32	60.30 x 42.40	2.00 / 2.00	180,00	90,00	115.R.I-050.I-032.WEL.XX
ISO DN	50 - 40	60.30 x 48.30	2.00 / 2.00	180,00	90,00	115.R.I-050.I-040.WEL.XX
ISO DN	65 - 25	76.10 x 33.70	2.00 / 2.00	220,00	90,00	115.R.I-065.I-025.WEL.XX
ISO DN	65 - 32	76.10 x 42.40	2.00 / 2.00	220,00	90,00	115.R.I-065.I-032.WEL.XX
ISO DN	65 - 40	76.10 x 48.30	2.00 / 2.00	220,00	90,00	115.R.I-065.I-040.WEL.XX
ISO DN	65 - 50	76.10 x 60.30	2.00 / 2.00	220,00	90,00	115.R.I-065.I-050.WEL.XX
ISO DN	80 - 32	88.90 x 42.40	2.30 / 2.00	260,00	110,00	115.R.I-080.I-032.WEL.XX
ISO DN	80 - 40	88.90 x 48.30	2.30 / 2.00	260,00	110,00	115.R.I-080.I-040.WEL.XX
ISO DN	80 - 50	88.90 x 60.30	2.30 / 2.00	260,00	110,00	115.R.I-080.I-050.WEL.XX
ISO DN	80 - 65	88.90 x 76.10	2.30 / 2.00	260,00	110,00	115.R.I-080.I-065.WEL.XX
ISO DN	100 - 50	114.30 x 60.30	2.30 / 2.00	320,00	130,00	115.R.I-100.I-050.WEL.XX
ISO DN	100 - 65	114.30 x 76.10	2.30 / 2.00	320,00	130,00	115.R.I-100.I-065.WEL.XX
ISO DN	100 - 80	114.30 x 88.90	2.30 / 2.30	320,00	130,00	115.R.I-100.I-080.WEL.XX

.XX = MB - glossy finish
.XX = EP - Electropolished



Welding-Fittings

T-PIECE ACCORDING TO ASME BPE 1997, ROW C (IMPERIAL BS) 1/2

Standards

According to ASME BPE 1997, Row C (imperial BS)

Material

- Seamless or welded austenite Stainless Steel pipe
- Stainless Steel 1.4435 BN2 (Fe < 0,5%) according to EN 10088-1

Sterilization temperature

150°C

Application

Pharmaceutical and biotechnology industries

Type of construction/ Surface quality

- Pipes and fittings are prepared for orbital welds
- Glossy finishes: Ra internal < 0,8 µm, Ra external < 0.8 µm
- Electropolished: Ra internal < 0,6 µm, Ra external < 0.8 µm

Pipe-Hygiene Classes

H 3 / H4 according to DIN 11866

Tolerances

According to DIN EN 1127 / ISO 5252 D4/T3 and ASTM A269 / A270

Marking

Dimension, material, casting number, manufacturer

Certificates

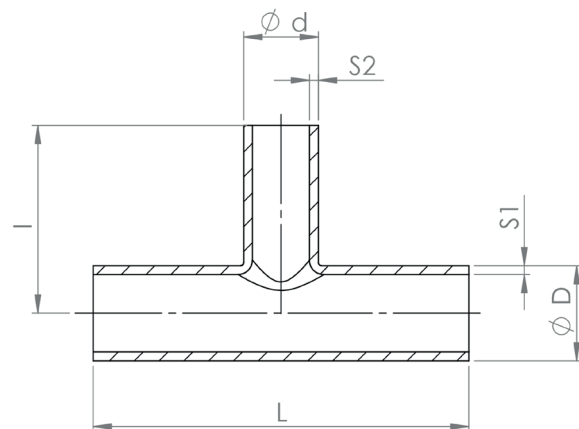

Certificate according to EN 10204-3.1

Option

- Other sizes and / or combinations available on request
- T-Piece with short outlet also available on request

Remarks

Technical changes reserved



DIMENSIONS OF T-PIECE ACCORDING TO ASME BPE 1997, ROW C (IMPERIAL BS)

DIMENSION		D/d (mm)		S1/S2 (mm)	L (mm)	l (mm)	Item No.
BS	3/8"	1/4"	9.53 x 6.35	0.89 / 0.89	89,00	44,50	115.R.A-0375.A-025.WEL.XX
BS	1/2"	1/4"	12.70 x 6.35	1.65 / 0.89	95,20	47,60	115.R.A-050.A-025.WEL.XX
BS	1/2"	3/8"	12.70 x 9.53	1.65 / 0.89	95,20	47,60	115.R.A-0375.A-0375.WEL.XX
BS	3/4"	1/4"	19.05 x 6.35	1.65 / 0.89	101,60	50,80	115.R.A-075.A-025.WEL.XX
BS	3/4"	3/8"	19.05 x 9.53	1.65 / 0.89	101,60	50,80	115.R.A-075.A-0375.WEL.XX
BS	3/4"	1/2"	19.05 x 12.70	1.65 / 1.65	101,60	50,80	115.R.A-075.A-050.WEL.XX
BS	1"	1/4"	25.40 x 6.35	1.65 / 0.89	108,00	54,00	115.R.A-100.A-0250.WEL.XX
BS	1"	3/8"	25.40 x 9.53	1.65 / 0.89	108,00	54,00	115.R.A-100.A-0375.WEL.XX
BS	1"	1/2"	25.40 x 12.70	1.65 / 1.65	108,00	54,00	115.R.A-100.A-050.WEL.XX
BS	1"	3/4"	25.40 x 19.05	1.65 / 1.65	108,00	54,00	115.R.A-100.A-075.WEL.XX
BS	1 1/2"	1/2"	38.10 x 12.70	1.65 / 1.65	120,60	60,30	115.R.A-150.A-050.WEL.XX
BS	1 1/2"	3/4"	38.10 x 19.05	1.65 / 1.65	120,60	60,30	115.R.A-150.A-075.WEL.XX
BS	1 1/2"	1"	38.10 x 25.40	1.65 / 1.65	120,60	60,30	115.R.A-150.A-100.WEL.XX
BS	2"	1/2"	50.80 x 12.70	1.65 / 1.65	146,00	66,70	115.R.A-200.A-050.WEL.XX
BS	2"	3/4"	50.80 x 19.05	1.65 / 1.65	146,00	66,70	115.R.A-200.A-075.WEL.XX
BS	2"	1"	50.80 x 25.40	1.65 / 1.65	146,00	66,70	115.R.A-200.A-100.WEL.XX
BS	2"	1 1/2"	50.80 x 38.10	1.65 / 1.65	146,00	66,70	115.R.A-200.A-150.WEL.XX

.XX = MB - glossy finish

.XX = EP - Electropolished

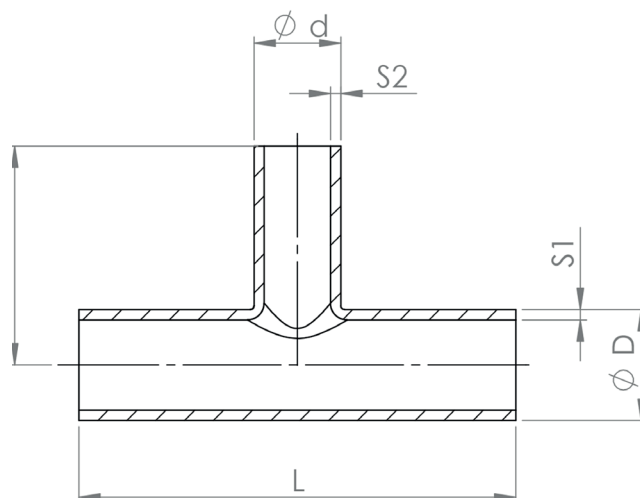

Welding-Fittings

T-PIECE ACCORDING TO ASME BPE 1997, ROW C (IMPERIAL BS) 2/2

DIMENSIONS OF T-PIECE ACCORDING TO ASME BPE 1997, ROW C (IMPERIAL BS)

DIMENSION			D/d (mm)	S1/S2 (mm)	L (mm)	I (mm)	Item No.
BS	2 1/2"	1/2"	63.50 x 12.70	1.65 / 1.65	158,80	73,00	115.R.A-250.A-025.WEL.XX
BS	2 1/2"	3/4"	63.50 x 19.05	1.65 / 1.65	158,80	73,00	115.R.A-250.A-075.WEL.XX
BS	2 1/2"	1"	63.50 x 25.40	1.65 / 1.65	158,80	73,00	115.R.A-250.A-100.WEL.XX
BS	2 1/2"	1 1/2"	63.50 x 38.10	1.65 / 1.65	158,80	73,00	115.R.A-250.A-150.WEL.XX
BS	2 1/2"	2"	63.50 x 50.80	1.65 / 1.65	158,80	73,00	115.R.A-250.A-200.WEL.XX
BS	3"	1/2"	76.20 x 12.70	1.65 / 1.65	171,50	79,40	115.R.A-300.A-050.WEL.XX
BS	3"	3/4"	76.20 x 19.05	1.65 / 1.65	171,50	79,40	115.R.A-300.A-075.WEL.XX
BS	3"	1"	76.20 x 25.40	1.65 / 1.65	171,50	79,40	115.R.A-300.A-100.WEL.XX
BS	3"	1 1/2"	76.20 x 38.10	1.65 / 1.65	171,50	79,40	115.R.A-300.A-150.WEL.XX
BS	3"	2"	76.20 x 50.80	1.65 / 1.65	171,50	79,40	115.R.A-300.A-200.WEL.XX
BS	3"	2 1/2"	76.20 x 63.50	1.65 / 1.65	171,50	79,40	115.R.A-300.A-250.WEL.XX
BS	4"	1/2"	101.60 x 12.70	2.11 / 1.65	209,60	92,10	115.R.A-400.A-050.WEL.XX
BS	4"	3/4"	101.60 x 19.05	2.11 / 1.65	209,60	92,10	115.R.A-400.A-075.WEL.XX
BS	4"	1"	101.60 x 25.40	2.11 / 1.65	209,60	92,10	115.R.A-400.A-100.WEL.XX
BS	4"	1 1/2"	101.60 x 38.10	2.11 / 1.65	209,60	92,10	115.R.A-400.A-150.WEL.XX
BS	4"	2"	101.60 x 50.80	2.11 / 1.65	209,60	98,40	115.R.A-400.A-200.WEL.XX
BS	4"	2 1/2"	101.60 x 63.50	2.11 / 1.65	209,60	98,40	115.R.A-400.A-250.WEL.XX
BS	4"	3"	101.60 x 76.20	2.11 / 1.65	209,60	98,40	115.R.A-400.A-300.WEL.XX
BS	6"	4"	152.40 x 101.60	2.77 / 2.11	285,80	130,20	115.R.A-600.A-400.WEL.XX

.XX = MB - glossy finish
.XX = EP - Electropolished



Welding-Fittings

T-PIECE ACCORDING TO DIN 11866, ROW A (DIN 11850) 1/2

Standards

According to DIN 11866, Row A (DIN 11850)

Material

- Seamless or welded austenite Stainless Steel pipe
- Stainless Steel 1.4435 BN2 (Fe < 0,5%) according to EN 10088-1

Sterilization temperature

150°C

Application

Pharmaceutical and biotechnology industries

Type of construction/ Surface quality

- Pipes and fittings are prepared for orbital welds
- Glossy finishes: Ra internal < 0,8 µm, Ra external < 0.8 µm
- Electropolished: Ra internal < 0,6 µm, Ra external < 0.8 µm

Pipe-Hygiene Classes

H 3 / H4 according to DIN 11866

Tolerances

According to DIN EN 1127 / ISO 5252 D4/T3 and ASTM A269 / A270

Marking

Dimension, material, casting number, manufacturer

Certificates

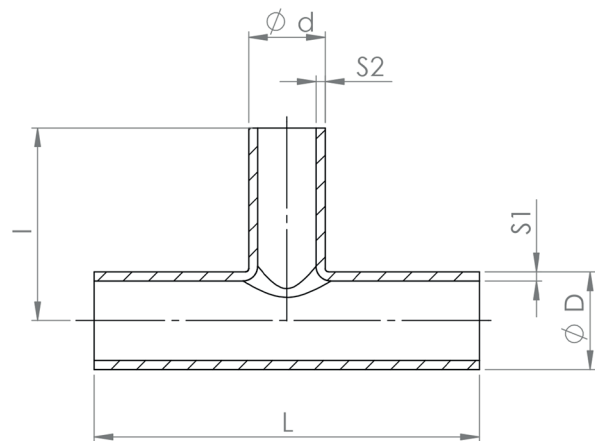

Certificate according to EN 10204-3.1

Option

- Other sizes and / or combinations available on request
- T-Piece with short outlet also available on request

Remarks

Technical changes reserved



DIMENSIONS OF T-PIECE ACCORDING TO DIN 11866, ROW A (DIN 11850)

DIMENSION	D/d (mm)	S1/S2 (mm)	L (mm)	l (mm)	Item No.
DIN DN	6 - 4	8.00 x 6.00	60,00	30,00	115.R.D-006.D-004.WEL.XX
DIN DN	8 - 6	10.00 x 8.00	60,00	30,00	115.R.D-008.D-006.WEL.XX
DIN DN	10 - 6	12.00 x 8.00	70,00	35,00	115.R.D-010.D-006.WEL.XX
DIN DN	10 - 8	12.00 x 10.00	70,00	35,00	115.R.D-010.D-008.WEL.XX
DIN DN	10 - 6	13.00 x 8.00	60,00	35,00	115.R.D-010.D-006.2.WEL.XX
DIN DN	10 - 8	13.00 x 10.00	60,00	30,00	115.R.D-010.D-008.2.WEL.XX
DIN DN	15 - 8	18.00 x 10.00	70,00	35,00	115.R.D-015.D-008.WEL.XX
DIN DN	15 - 10	18.00 x 12.00	70,00	35,00	115.R.D-015.D-010.WEL.XX
DIN DN	20 - 10	23.00 x 12.00	80,00	40,00	115.R.D-020.D-010.WEL.XX
DIN DN	20 - 10	23.00 x 13.00	80,00	40,00	115.R.D-020.D-010.2.WEL.XX
DIN DN	20 - 15	23.00 x 18.00	80,00	40,00	115.R.D-020.D-015.WEL.XX
DIN DN	20 - 15	23.00 x 19.00	80,00	40,00	115.R.D-020.D-015.2.WEL.XX
DIN DN	25 - 10	28.00 x 12.00	100,00	50,00	115.R.D-025.D-010.WEL.XX
DIN DN	25 - 10	29.00 x 13.00	100,00	50,00	115.R.D-025.D-010.2.WEL.XX
DIN DN	25 - 15	28.00 x 18.00	100,00	50,00	115.R.D-025.D-015.WEL.XX
DIN DN	25 - 15	29.00 x 19.00	100,00	50,00	115.R.D-025.D-015.2.WEL.XX
DIN DN	25 - 20	28.00 x 23.00	100,00	50,00	115.R.D-025.D-020.WEL.XX
DIN DN	25 - 20	29.00 x 23.00	100,00	50,00	115.R.D-025.D-020.2.WEL.XX

.XX = MB - glossy finish
.XX = EP - Electropolished

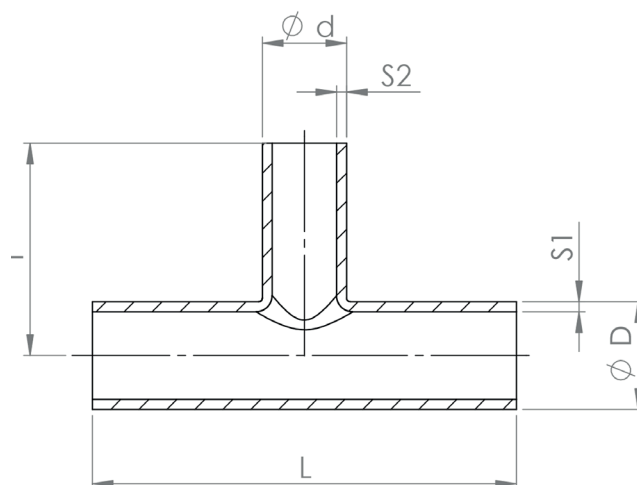

Welding-Fittings

T-PIECE ACCORDING TO DIN 11866, ROW A (DIN 11850) 2/2

DIMENSIONS OF T-PIECE ACCORDING TO DIN 11866, ROW A (DIN 11850)

DIMENSION		D/d (mm)	S1/S2 (mm)	L (mm)	l (mm)	Item No.
DIN DN	32 - 15	35.00 x 19.00	1.50 / 1.50	110,00	55,00	115.R.D-032.D-015.WEL.XX
DIN DN	32 - 20	35.00 x 23.00	1.50 / 1.50	110,00	55,00	115.R.D-032.D-020.WEL.XX
DIN DN	32 - 25	35.00 x 29.00	1.50 / 1.50	110,00	55,00	115.R.D-032.D-025.WEL.XX
DIN DN	40 - 20	41.00 x 23.00	1.50 / 1.50	120,00	60,00	115.R.D-040.D-020.WEL.XX
DIN DN	40 - 25	41.00 x 29.00	1.50 / 1.50	120,00	60,00	115.R.D-040.D-025.WEL.XX
DIN DN	40 - 32	41.00 x 35.00	1.50 / 1.50	120,00	60,00	115.R.D-040.D-032.WEL.XX
DIN DN	50 - 25	53.00 x 29.00	1.50 / 1.50	160,00	80,00	115.R.D-050.D-025.WEL.XX
DIN DN	50 - 32	53.00 x 35.00	1.50 / 1.50	160,00	80,00	115.R.D-050.D-032.WEL.XX
DIN DN	50 - 40	53.00 x 41.00	1.50 / 1.50	160,00	80,00	115.R.D-050.D-040.WEL.XX
DIN DN	65 - 32	70.00 x 35.00	2.00 / 1.50	210,00	80,00	115.R.D-065.D-032.WEL.XX
DIN DN	65 - 40	70.00 x 41.00	2.00 / 1.50	210,00	80,00	115.R.D-065.D-040.WEL.XX
DIN DN	65 - 50	70.00 x 53.00	2.00 / 1.50	210,00	80,00	115.R.D-065.D-050.WEL.XX
DIN DN	80 - 40	85.00 x 41.00	2.00 / 1.50	260,00	105,00	115.R.D-080.D-040.WEL.XX
DIN DN	80 - 50	85.00 x 53.00	2.00 / 1.50	260,00	105,00	115.R.D-080.D-050.WEL.XX
DIN DN	80 - 65	85.00 x 70.00	2.00 / 1.50	260,00	105,00	115.R.D-080.D-065.WEL.XX
DIN DN	100 - 50	104.00 x 53.00	2.00 / 2.00	310,00	130,00	115.R.D-100.D-050.WEL.XX
DIN DN	100 - 65	104.00 x 70.00	2.00 / 2.00	310,00	130,00	115.R.D-100.D-065.WEL.XX
DIN DN	100 - 80	104.00 x 85.00	2.00 / 2.00	310,00	130,00	115.R.D-100.D-080.WEL.XX
DIN DN	150 - 100	154.00 x 104.00	2.00 / 2.00	450,00	187,50	115.R.D-100.D-080.WEL.XX

.XX = MB - glossy finish
.XX = EP - Electropolished



Welding-Fittings

CROSS-PIECE (MACHINED)

Standards

DIN 11865 with pipe according to ISO 1127

Material

Stainless Steel 1.4435 BN2 (Fe < 0,5%) according to EN 10088-1

Sterilization temperature

150°C

Application

Pharmaceutical and biotechnology industries

Type of construction/ Surface quality

- Inner and outer surface : glossy finish
- Weld-on ends for orbital-welding
- Ra internal < 0,4 µm, Ra external < 0.8 µm

Pipe-Hygiene Classes

H 3 / H4 according to DIN 11866

Marking

Dimension, material, casting number, manufacturer

Certificates

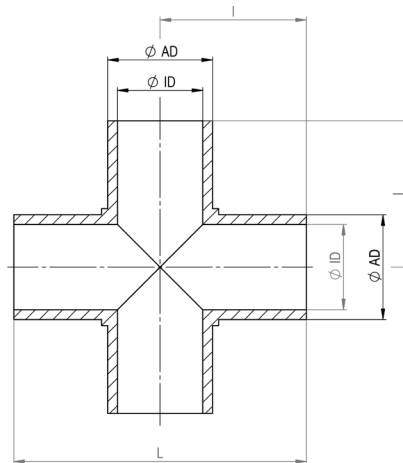
Certificate according to EN 10204-3.1

Option

- Electropolishing (EP)
- Other dimensions available on request

Remarks

- All dimensions machined from bar stock
- Technical changes reserved



DIMENSIONS OF CROSS-PIECE (MACHINED)

DIMENSION	AD (mm)	ID (mm)	L (mm)	l (mm)	Item No.
According to ISO 1127					
ISO DN 6	10,20	7,00	48,00	24,00	114.I-006.BWE.XX
ISO DN 8	13,50	10,30	48,00	24,00	114.I-008.BWE.XX
ISO DN 10	17,20	14,00	48,00	24,00	114.I-010.BWE.XX
According to DIN 11850					
DIN DN 6	8,00	6,00	48,00	24,00	144.D-006.BWE.XX
DIN DN 8	10,00	8,00	48,00	24,00	144.D-008.BWE.XX
DIN DN 10	12,00	10,00	48,00	24,00	144.D-010.BWE.XX
DIN DN 10	13,00	10,00	48,00	24,00	144.D-010.2.BWE.XX
.XX = MB - glossy finish					
.XX = EP - Electropolished					

Welding-Fittings

CONCENTRIC REDUCER 1/2

Standards

DIN 11865 with pipe according to ISO 1127

Material

Stainless Steel 1.4435 BN2 (Fe < 0,5%) according to EN 10088-1

Sterilization temperature

150°C

Application

Pharmaceutical and biotechnology industries

Type of construction/ Surface quality

- Inner and outer surface : glossy finish
- Weld-on ends for orbital-welding
- Ra internal < 0,4 µm, Ra external < 0.8 µm

Pipe-Hygiene Classes

H 3 / H4 according to DIN 11866

Marking

Dimension, material, casting number, manufacturer

Certificates

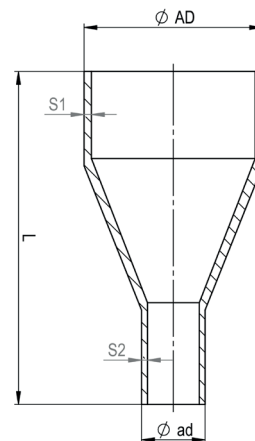
Certificate according to EN 10204-3.1

Option

- Electropolishing (EP)
- Other sizes and / or combinations available on request

Remarks

Technical changes reserved



DIMENSIONS OF CONCENTRIC REDUCER

DIMENSION		AD (mm)	ad (mm)	S1 (mm)	S2 (mm)	L (mm)	Item No.
ISO DN	10 - 8	17,20	13,50	1,60	1,60	60,00	108.BWE.I-010.I-008.BWE.XX
ISO DN	15 - 8	21,30	13,50	1,60	1,60	60,00	108.BWE.I-015.I-008.BWE.XX
ISO DN	15 - 10	21,30	17,20	1,60	1,60	60,00	108.BWE.I-015.I-010.BWE.XX
ISO DN	20 - 8	26,90	13,50	1,60	1,60	60,00	108.BWE.I-020.I-008.BWE.XX
ISO DN	20 - 10	26,90	17,20	1,60	1,60	60,00	108.BWE.I-020.I-010.BWE.XX
ISO DN	20 - 15	26,90	21,30	1,60	1,60	60,00	108.BWE.I-020.I-015.BWE.XX
ISO DN	25 - 15	33,70	21,30	2,00	1,60	70,00	108.BWE.I-025.I-015.BWE.XX
ISO DN	25 - 20	33,70	26,90	2,00	1,60	70,00	108.BWE.I-025.I-020.BWE.XX
ISO DN	32 - 15	42,40	21,30	2,00	1,60	80,00	108.BWE.I-032.I-015.BWE.XX
ISO DN	32 - 20	42,40	26,90	2,00	1,60	80,00	108.BWE.I-032.I-020.BWE.XX
ISO DN	32 - 25	42,40	33,70	2,00	2,00	80,00	108.BWE.I-032.I-025.BWE.XX
ISO DN	40 - 15	48,30	21,30	2,00	1,60	90,00	108.BWE.I-040.I-015.BWE.XX
ISO DN	40 - 20	48,30	26,90	2,00	1,60	90,00	108.BWE.I-040.I-020.BWE.XX
ISO DN	40 - 25	48,30	33,70	2,00	2,00	90,00	108.BWE.I-040.I-025.BWE.XX
ISO DN	40 - 32	48,30	42,40	2,00	2,00	90,00	108.BWE.I-040.I-035.BWE.XX

.XX = MB - glossy finish

.XX = EP - Electropolished

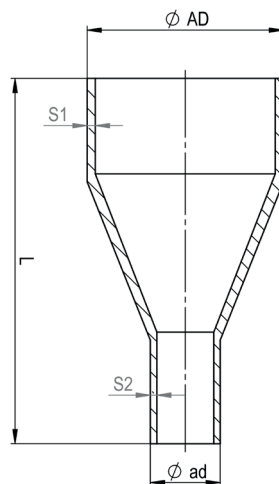
Welding-Fittings

CONCENTRIC REDUCER 2/2

DIMENSIONS OF CONCENTRIC REDUCER

DIMENSION		AD (mm)	ad (mm)	S1 (mm)	S2 (mm)	L (mm)	Item No.
ISO DN	50 - 20	60,30	26,90	2,00	1,60	100,00	108.BWE.I-050.I-020.BWE.XX
ISO DN	50 - 25	60,30	33,70	2,00	2,00	100,00	108.BWE.I-050.I-025.BWE.XX
ISO DN	50 - 32	60,30	42,40	2,00	2,00	100,00	108.BWE.I-050.I-032.BWE.XX
ISO DN	50 - 40	60,30	48,30	2,00	2,00	100,00	108.BWE.I-050.I-040.BWE.XX
ISO DN	65 - 25	76,10	33,70	2,00	2,00	110,00	108.BWE.I-065.I-025.BWE.XX
ISO DN	65 - 32	76,10	42,40	2,00	2,00	110,00	108.BWE.I-065.I-032.BWE.XX
ISO DN	65 - 40	76,10	48,30	2,00	2,00	110,00	108.BWE.I-065.I-040.BWE.XX
ISO DN	65 - 50	76,10	60,30	2,00	2,00	110,00	108.BWE.I-065.I-050.BWE.XX
ISO DN	80 - 50	88,90	60,30	2,30	2,00	110,00	108.BWE.I-080.I-050.BWE.XX
ISO DN	80 - 65	88,90	76,10	2,30	2,00	110,00	108.BWE.I-080.I-065.BWE.XX
ISO DN	100 - 65	114,30	76,10	2,30	2,00	135,00	108.BWE.I-100.I-065.BWE.XX
ISO DN	100 - 80	114,30	88,90	2,30	2,30	135,00	108.BWE.I-100.I-080.BWE.XX

.XX = MB - glossy finish
.XX = EP - Electropolished



Welding-Fittings

CONCENTRIC REDUCER 1/2

Standards

DIN 11865 with pipe according to ASME-BPE 1997

Material

Stainless Steel 1.4435 BN2 (Fe < 0,5%) according to EN 10088-1

Sterilization temperature

150°C

Application

Pharmaceutical and biotechnology industries

Type of construction/ Surface quality

- Inner and outer surface : glossy finish
- Weld-on ends for orbital-welding
- Ra internal < 0,4 µm, Ra external < 0.8 µm

Pipe-Hygiene Classes

H 3 / H4 according to DIN 11866

Marking

Dimension, material, casting number, manufacturer

Certificates

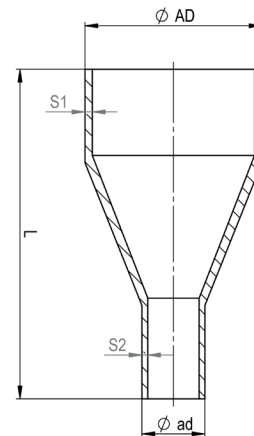
Certificate according to EN 10204-3.1

Option

- Electropolishing (EP)
- Other sizes and / or combinations available on request

Remarks

Technical changes reserved



DIMENSIONS OF CONCENTRIC REDUCER

DIMENSION		AD (mm)	ad (mm)	S1 (mm)	S2 (mm)	L (mm)	Item No.
OD	3/8" - 1/4"	9,53	6,35	0,89	0,89	41,28	108.BWE.A-0375.A-025.BWE.XX
OD	1/2" - 1/4"	12,70	6,35	1,24	0,89	38,00	108.BWE.A-050.A-025.BWE.XX
OD	1/2" - 1/4"	12,70	6,35	1,65	0,89	47,63	108.BWE.A-050.A-025.2.BWE.XX
OD	1/2" - 3/8"	12,70	9,53	1,24	0,89	38,00	108.BWE.A-050.A-0375.BWE.XX
OD	1/2" - 3/8"	12,70	9,53	1,65	0,89	47,63	108.BWE.A-050.A-0375.2.BWE.XX
OD	3/4" - 1/4"	19,05	6,35	1,24	0,89	38,00	108.BWE.A-075.A-025.BWE.XX
OD	3/4" - 3/8"	19,05	9,53	1,24	0,89	60,00	108.BWE.A-075.A-0375.BWE.XX
OD	3/4" - 3/8"	19,05	9,53	1,65	0,89	50,80	108.BWE.A-075.A-0375.2.BWE.XX
OD	3/4" - 1/2"	19,05	12,70	1,24	1,24	60,00	108.BWE.A-075.A-050.BWE.XX
OD	3/4" - 1/2"	19,05	12,70	1,65	1,24	60,00	108.BWE.A-075.A-050.2.BWE.XX
OD	3/4" - 1/2"	19,05	12,70	1,65	1,65	53,98	108.BWE.A-075.A-050.3.BWE.XX
OD	1" - 1/2"	25,40	12,70	1,65	1,24	60,00	108.BWE.A-100.A-050.BWE.XX
OD	1" - 1/2"	25,40	12,70	1,65	1,65	63,50	108.BWE.A-100.A-050.2.BWE.XX
OD	1" - 3/4"	25,40	19,05	1,65	1,24	60,00	108.BWE.A-100.A-075.BWE.XX
OD	1" - 3/4"	25,40	19,05	1,65	1,65	53,98	108.BWE.A-100.A-075.2.BWE.XX
OD	1 1/2" - 1/2"	38,10	12,70	1,65	1,24	80,00	108.BWE.A-150.A-050.BWE.XX
OD	1 1/2" - 3/4"	38,10	19,50	1,65	1,24	80,00	108.BWE.A-150.A-075.BWE.XX
OD	1 1/2" - 3/4"	38,10	19,50	1,65	1,65	76,20	108.BWE.A-150.A-075.2.BWE.XX
OD	1 1/2" - 1"	38,10	25,40	1,65	1,65	63,50	108.BWE.A-150.A-100.BWE.XX

.XX = MB - glossy finish

.XX = EP - Electropolished

Welding-Fittings

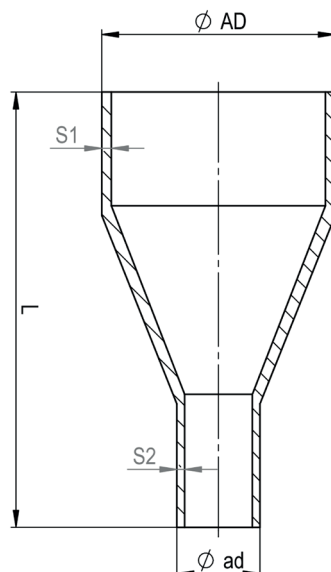
CONCENTRIC REDUCER 2/2

DIMENSIONS OF CONCENTRIC REDUCER

DIMENSION		AD (mm)	ad (mm)	S1 (mm)	S2 (mm)	L (mm)	Item No.
OD	2" - 1"	50,80	25,40	1,65	1,65	85,73	108.BWE.A-200.A-100.BWE.XX
OD	2" - 1 1/2"	50,80	38,10	1,65	1,65	63,50	108.BWE.A-200.A-150.BWE.XX
OD	2 1/2" - 1"	63,50	25,40	1,65	1,65	100,00	108.BWE.A-250.A-100.BWE.XX
OD	2 1/2" - 1 1/2"	63,50	38,10	1,65	1,65	85,73	108.BWE.A-250.A-150.BWE.XX
OD	2 1/2" - 2"	63,50	50,80	1,65	1,65	63,50	108.BWE.A-250.A-200.BWE.XX
OD	3" - 1 1/2"	76,20	38,10	1,65	1,65	107,95	108.BWE.A-300.A-150.BWE.XX
OD	3" - 2"	76,20	50,80	1,65	1,65	85,73	108.BWE.A-300.A-200.BWE.XX
OD	3" - 2 1/2"	76,20	63,50	1,65	1,65	66,68	108.BWE.A-300.A-250.BWE.XX
OD	4" - 2"	101,60	50,80	2,11	1,65	130,18	108.BWE.A-400.A-200.BWE.XX
OD	4" - 2 1/2"	101,60	63,50	2,11	1,65	107,95	108.BWE.A-400.A-250.BWE.XX
OD	4" - 3"	101,60	76,20	2,11	1,65	98,43	108.BWE.A-400.A-300.BWE.XX
OD	6" - 3"	152,40	76,20	2,77	1,65	184,15	108.BWE.A-600.A-300.BWE.XX
OD	6" - 4"	152,40	101,60	2,77	2,11	142,88	108.BWE.A-600.A-400.BWE.XX

.XX = MB - glossy finish

.XX = EP - Electropolished



Welding-Fittings

CONCENTRIC REDUCER 1/2

Standards

DIN 11865 / Metric

Material

Stainless Steel 1.4435 BN2 (Fe < 0,5%) according to EN 10088-1

Sterilization temperature

150°C

Application

Pharmaceutical and biotechnology industries

Type of construction/ Surface quality

- Inner and outer surface : glossy finish
- Weld-on ends for orbital-welding
- Ra internal < 0,4 µm, Ra external < 0.8 µm

Pipe-Hygiene Classes

H 3 / H4 according to DIN 11866

Marking

Dimension, material, casting number, manufacturer

Certificates

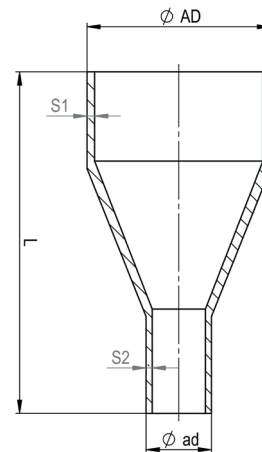
Certificate according to EN 10204-3.1

Option

- Electropolishing (EP)
- Other sizes and / or combinations available on request

Remarks

Technical changes reserved



DIMENSIONS OF CONCENTRIC REDUCER

DIMENSION		AD (mm)	ad (mm)	S1 (mm)	S2 (mm)	L (mm)	Item No.
DIN DN	6 - 4	8,00	6,00	1,0	1,0	38,00	108.BWE.D-006.D-004.BWE.XX
DIN DN	8 - 4	10,00	6,00	1,00	1,00	38,00	108.BWE.D-008.D-004.BWE.XX
DIN DN	8 - 6	10,00	8,00	1,00	1,00	38,00	108.BWE.D-008.D-006.BWE.XX
DIN DN	10 - 4	12,00	6,00	1,00	1,00	38,00	108.BWE.D-010.D-004.BWE.XX
DIN DN	10 - 6	12,00	8,00	1,00	1,00	38,00	108.BWE.D-010.D-006.BWE.XX
DIN DN	10 - 8	12,00	10,00	1,00	1,00	38,00	108.BWE.D-010.D-008.BWE.XX
DIN DN	10 - 6	13,00	8,00	1,50	1,00	38,00	108.BWE.D-010.D-006.2.BWE.XX
DIN DN	10 - 8	13,00	10,00	1,50	1,00	38,00	108.BWE.D-010.D-008.2.BWE.XX
DIN DN	15 - 8	18,00	10,00	1,50	1,00	38,00	108.BWE.D-015.D-008.BWE.XX
DIN DN	15 - 10	18,00	12,00	1,50	1,00	38,00	108.BWE.D-015.D-010.BWE.XX
DIN DN	15 - 8	19,00	10,00	1,50	1,00	60,00	108.BWE.D-015.D-008.2.BWE.XX
DIN DN	15 - 10	19,00	13,00	1,50	1,50	60,00	108.BWE.D-015.D-010.2.BWE.XX
DIN DN	20 - 10	23,00	12,00	1,50	1,00	60,00	108.BWE.D-020.D-010.BWE.XX
DIN DN	20 - 10	23,00	13,00	1,50	1,50	60,00	108.BWE.D-020.D-010.2.BWE.XX
DIN DN	20 - 15	23,00	18,00	1,50	1,50	60,00	108.BWE.D-020.D-015.BWE.XX
DIN DN	20 - 15	23,00	19,00	1,50	1,50	60,00	108.BWE.D-020.D-015.2.BWE.XX
DIN DN	25 - 15	28,00	18,00	1,50	1,50	70,00	108.BWE.D-025.D-015.BWE.XX
DIN DN	25 - 20	28,00	23,00	1,50	1,50	70,00	108.BWE.D-025.D-020.BWE.XX
DIN DN	25 - 15	29,00	19,00	1,50	1,50	70,00	108.BWE.D-025.D-015.2.BWE.XX
DIN DN	25 - 20	29,00	23,00	1,50	1,50	70,00	108.BWE.D-025.D-020.2.BWE.XX

.XX = MB - glossy finish

.XX = EP - Electropolished

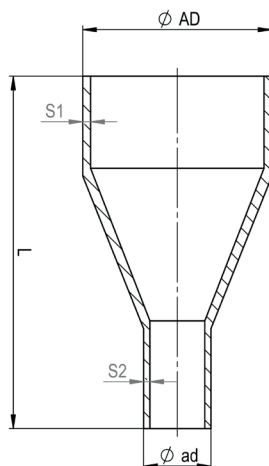
Welding-Fittings

CONCENTRIC REDUCER 2/2

DIMENSIONS OF CONCENTRIC REDUCER

DIMENSION		AD (mm)	ad (mm)	S1 (mm)	S2 (mm)	L (mm)	Item No.
DIN DN	32 - 15	35,00	19,00	1,50	1,50	80,00	108.BWE.D-032.D-015.BWE.XX
DIN DN	32 - 20	35,00	23,00	1,50	1,50	80,00	108.BWE.D-032.D-020.BWE.XX
DIN DN	32 - 25	35,00	29,00	1,50	1,50	80,00	108.BWE.D-032.D-025.BWE.XX
DIN DN	40 - 20	41,00	23,00	1,50	1,50	90,00	108.BWE.D-040.D-020.BWE.XX
DIN DN	40 - 25	41,00	29,00	1,50	1,50	90,00	108.BWE.D-040.D-025.BWE.XX
DIN DN	40 - 32	41,00	35,00	1,50	1,50	90,00	108.BWE.D-040.D-032.BWE.XX
DIN DN	50 - 25	53,00	29,00	1,50	1,50	90,00	108.BWE.D-050.D-025.BWE.XX
DIN DN	50 - 32	53,00	35,00	1,50	1,50	90,00	108.BWE.D-050.D-032.BWE.XX
DIN DN	50 - 40	53,00	41,00	1,50	1,50	90,00	108.BWE.D-050.D-040.BWE.XX
DIN DN	65 - 40	70,00	41,00	2,00	1,50	110,00	108.BWE.D-065.D-040.BWE.XX
DIN DN	65 - 50	70,00	53,00	2,00	1,50	110,00	108.BWE.D-065.D-050.BWE.XX
DIN DN	80 - 50	85,00	53,00	2,00	1,50	110,00	108.BWE.D-080.D-050.BWE.XX
DIN DN	80 - 65	85,00	70,00	2,00	2,00	110,00	108.BWE.D-080.D-065.BWE.XX
DIN DN	100 - 65	104,00	70,00	2,00	2,00	135,00	108.BWE.D-100.D-065.BWE.XX
DIN DN	100 - 80	104,00	85,00	2,00	2,00	135,00	108.BWE.D-100.D-080.BWE.XX
DIN DN	150 - 80	154,00	85,00	2,00	2,00	170,00	108.BWE.D-150.D-080.BWE.XX
DIN DN	150 - 100	154,00	104,00	2,00	2,00	170,00	108.BWE.D-150.D-100.BWE.XX

.XX = MB - glossy finish
.XX = EP - Electropolished



Welding-Fittings

EXCENTRIC REDUCER 1/2

Standards

DIN 11865 with pipe according to ISO 1127

Material

Stainless Steel 1.4435 BN2 (Fe < 0,5%) according to EN 10088-1

Sterilization temperature

150°C

Application

Pharmaceutical and biotechnology industries

Type of construction/ Surface quality

- Inner and outer surface : glossy finish
- Weld-on ends for orbital-welding
- Ra internal < 0,4 µm, Ra external < 0.8 µm

Pipe-Hygiene Classes

H 3 / H4 according to DIN 11866

Marking

Dimension, material, casting number, manufacturer

Certificates

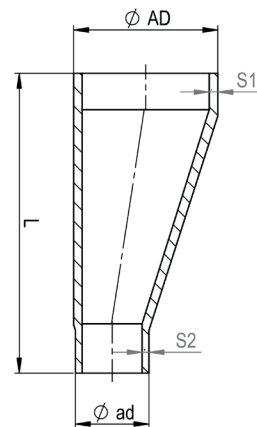

Certificate according to EN 10204-3.1

Option

- Electropolishing (EP)
- Other sizes and / or combinations available on request

Remarks

Technical changes reserved



DIMENSIONS OF EXCENTRIC REDUCER

DIMENSION		AD (mm)	ad (mm)	S1 (mm)	S2 (mm)	L (mm)	Item No.
ISO DN	10 - 8	17,20	13,50	1,60	1,60	60,00	109.BWE.I-010.I-008.BWE.XX
ISO DN	15 - 8	21,30	13,50	1,60	1,60	60,00	109.BWE.I-015.I-008.BWE.XX
ISO DN	15 - 10	21,30	17,20	1,60	1,60	60,00	109.BWE.I-015.I-010.BWE.XX
ISO DN	20 - 8	26,90	13,50	1,60	1,60	60,00	109.BWE.I-020.I-008.BWE.XX
ISO DN	20 - 10	26,90	17,20	1,60	1,60	60,00	109.BWE.I-020.I-010.BWE.XX
ISO DN	20 - 15	26,90	21,30	1,60	1,60	60,00	109.BWE.I-020.I-015.BWE.XX
ISO DN	25 - 15	33,70	21,30	2,00	1,60	70,00	109.BWE.I-025.I-015.BWE.XX
ISO DN	25 - 20	33,70	26,90	2,00	1,60	70,00	109.BWE.I-025.I-020.BWE.XX
ISO DN	32 - 15	42,40	21,30	2,00	1,60	80,00	109.BWE.I-032.I-015.BWE.XX
ISO DN	32 - 20	42,40	26,90	2,00	1,60	80,00	109.BWE.I-032.I-020.BWE.XX
ISO DN	32 - 25	42,40	33,70	2,00	2,00	80,00	109.BWE.I-032.I-025.BWE.XX
ISO DN	40 - 15	48,30	21,30	2,00	1,60	90,00	109.BWE.I-040.I-015.BWE.XX
ISO DN	40 - 20	48,30	26,90	2,00	1,60	90,00	109.BWE.I-040.I-020.BWE.XX
ISO DN	40 - 25	48,30	33,70	2,00	2,00	90,00	109.BWE.I-040.I-025.BWE.XX
ISO DN	40 - 32	48,30	42,40	2,00	2,00	90,00	109.BWE.I-040.I-032.BWE.XX

.XX = MB - glossy finish

.XX = EP - Electropolished

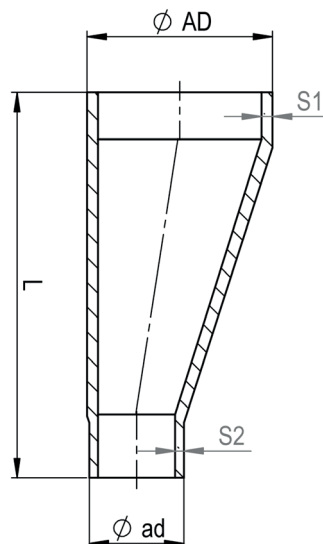
Welding-Fittings **EXCENTRIC REDUCER 2/2**

DIMENSIONS OF EXCENTRIC REDUCER

DIMENSION		AD (mm)	ad (mm)	S1 (mm)	S2 (mm)	L (mm)	Item No.
ISO DN	50 - 20	60,30	26,90	2,00	1,60	100,00	109.BWE.I-050.I-020.BWE.XX
ISO DN	50 - 25	60,30	33,70	2,00	2,00	100,00	109.BWE.I-050.I-025.BWE.XX
ISO DN	50 - 32	60,30	42,40	2,00	2,00	100,00	109.BWE.I-050.I-032.BWE.XX
ISO DN	50 - 40	60,30	48,30	2,00	2,00	100,00	109.BWE.I-050.I-040.BWE.XX
ISO DN	65 - 25	76,10	33,70	2,00	2,00	110,00	109.BWE.I-065.I-025.BWE.XX
ISO DN	65 - 32	76,10	42,40	2,00	2,00	110,00	109.BWE.I-065.I-032.BWE.XX
ISO DN	65 - 40	76,10	48,30	2,00	2,00	110,00	109.BWE.I-065.I-040.BWE.XX
ISO DN	65 - 50	76,10	60,30	2,00	2,00	110,00	109.BWE.I-065.I-050.BWE.XX
ISO DN	80 - 50	88,90	60,30	2,30	2,00	110,00	109.BWE.I-080.I-050.BWE.XX
ISO DN	80 - 65	88,90	76,10	2,30	2,00	110,00	109.BWE.I-080.I-065.BWE.XX
ISO DN	100 - 65	114,30	76,10	2,30	2,00	135,00	109.BWE.I-100.I-065.BWE.XX
ISO DN	100 - 80	114,30	88,90	2,30	2,30	135,00	109.BWE.I-100.I-080.BWE.XX
ISO DN	150 - 100	168,30	114,30	2,60	2,30	170,00	109.BWE.I-150.I-100.BWE.XX

.XX = MB - glossy finish

.XX = EP - Electropolished



Welding-Fittings

EXCENTRIC REDUCER

Standards

DIN 11865 with pipe according to ASME-BPE 1997

Material

Stainless Steel 1.4435 BN2 (Fe < 0,5%) according to EN 10088-1

Sterilization temperature

150°C

Application

Phamaceutical and biotechnology industries

Type of construction/ Surface quality

- Inner and outer surface : glossy finish
- Weld-on ends for orbital-welding
- Ra internal < 0,4 µm, Ra external < 0.8 µm

Pipe-Hygiene Classes

H 3 / H4 according to DIN 11866

Marking

Dimension, material, casting number, manufacturer

Certificates

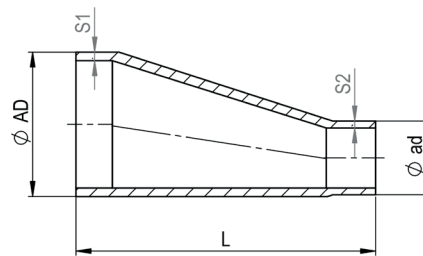

Certificate according to EN 10204-3.1

Option

- Electropolishing (EP)
- Other sizes and / or combinations available on request

Remarks

Technical changes reserved



DIMENSIONS OF EXCENTRIC REDUCER

DIMENSION		AD (mm)	ad (mm)	S1 (mm)	S2 (mm)	L (mm)	Item No.
OD	1/2" - 1/4"	12,70	6,35	1,65	0,89	47,63	109.BWE.A-050.A-025.BWE.XX
OD	1/2" - 3/8"	12,70	9,53	1,65	0,89	47,63	109.BWE.A-050.A-0375.BWE.XX
OD	3/4" - 3/8"	19,05	9,53	1,65	0,89	50,80	109.BWE.A-075.A-0375.BWE.XX
OD	3/4" - 1/2"	19,05	12,70	1,65	1,65	53,98	109.BWE.A-075.A-050.BWE.XX
OD	1" - 1/2"	25,40	12,70	1,65	1,65	63,50	109.BWE.A-100.A-050.BWE.XX
OD	1" - 3/4"	25,40	19,05	1,65	1,65	53,98	109.BWE.A-100.A-075.BWE.XX
OD	1 1/2" - 1/2"	38,10	12,70	1,65	1,65	80,00	109.BWE.A-150.A-050.BWE.XX
OD	1 1/2" - 3/4"	38,10	19,50	1,65	1,65	76,20	109.BWE.A-150.A-075.BWE.XX
OD	1 1/2" - 1"	38,10	25,40	1,65	1,65	63,50	109.BWE.A-150.A-100.BWE.XX
OD	2" - 1"	50,80	25,40	1,65	1,65	85,73	109.BWE.A-200.A-100.BWE.XX
OD	2" - 1 1/2"	50,80	38,10	1,65	1,65	63,50	109.BWE.A-200.A-150.BWE.XX
OD	2 1/2" - 1"	63,50	25,40	1,65	1,65	100,00	109.BWE.A-250.A-100.BWE.XX
OD	2 1/2" - 1 1/2"	63,50	38,10	1,65	1,65	85,73	109.BWE.A-250.A-150.BWE.XX
OD	2 1/2" - 2"	63,50	50,80	1,65	1,65	63,50	109.BWE.A-250.A-200.BWE.XX
OD	3" - 1 1/2"	76,20	38,10	1,65	1,65	107,95	109.BWE.A-300.A-150.BWE.XX
OD	3" - 2"	76,20	50,80	1,65	1,65	85,73	109.BWE.A-300.A-200.BWE.XX
OD	3" - 2 1/2"	76,20	63,50	1,65	1,65	66,68	109.BWE.A-300.A-250.BWE.XX
OD	4" - 2"	101,60	50,80	2,11	1,65	130,18	109.BWE.A-400.A-200.BWE.XX
OD	4" - 2 1/2"	101,60	63,50	2,11	1,65	107,95	109.BWE.A-400.A-250.BWE.XX
OD	4" - 3"	101,60	76,20	2,11	1,65	98,43	109.BWE.A-400.A-300.BWE.XX
OD	6" - 3"	152,40	76,20	2,77	1,65	184,15	109.BWE.A-600.A-300.BWE.XX
OD	6" - 4"	152,40	101,60	2,77	2,11	142,88	109.BWE.A-600.A-400.BWE.XX

.XX = MB - glossy finish

.XX = EP - Electropolished

Welding-Fittings

EXCENTRIC REDUCER 1/2

Standards

DIN 11865 / Metric

Material

Stainless Steel 1.4435 BN2 (Fe < 0,5%) according to EN 10088-1

Sterilization temperature

150°C

Application

Pharmaceutical and biotechnology industries

Type of construction/ Surface quality

- Inner and outer surface : glossy finish
- Weld-on ends for orbital-welding
- Ra internal < 0,4 µm, Ra external < 0.8 µm

Pipe-Hygiene Classes

H 3 / H4 according to DIN 11866

Marking

Dimension, material, casting number, manufacturer

Certificates

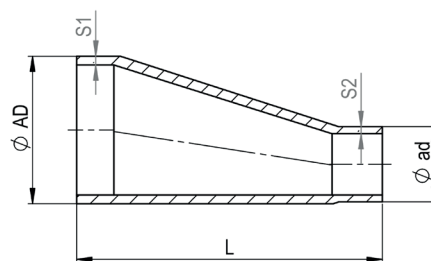

Certificate according to EN 10204-3.1

Option

- Electropolishing (EP)
- Other sizes and / or combinations available on request

Remarks

Technical changes reserved



DIMENSIONS OF EXCENTRIC REDUCER

DIMENSION		AD (mm)	ad (mm)	S1 (mm)	S2 (mm)	L (mm)	Item No.
DIN DN	8 - 6	10,00	8,00	1,00	1,00	38,00	109.BWE.D-008.D-006.BWE.XX
DIN DN	10 - 6	13,00	8,00	1,50	1,00	38,00	109.BWE.D-010.D-006.BWE.XX
DIN DN	10 - 8	13,00	10,00	1,50	1,00	38,00	109.BWE.D-010.D-008.BWE.XX
DIN DN	15 - 8	19,00	10,00	1,50	1,50	60,00	109.BWE.D-015.D-008.BWE.XX
DIN DN	15 - 10	19,00	13,00	1,50	1,50	60,00	109.BWE.D-015.D-010.BWE.XX
DIN DN	20 - 10	23,00	13,00	1,50	1,50	60,00	109.BWE.D-020.D-010.BWE.XX
DIN DN	20 - 15	23,00	19,00	1,50	1,50	60,00	109.BWE.D-020.D-015.BWE.XX
DIN DN	25 - 15	29,00	19,00	1,50	1,50	70,00	109.BWE.D-025.D-015.BWE.XX
DIN DN	25 - 20	29,00	23,00	1,50	1,50	70,00	109.BWE.D-025.D-020.BWE.XX
DIN DN	32 - 15	35,00	19,00	1,50	1,50	80,00	109.BWE.D-032.D-015.BWE.XX
DIN DN	32 - 20	35,00	23,00	1,50	1,50	80,00	109.BWE.D-032.D-020.BWE.XX
DIN DN	32 - 25	35,00	29,00	1,50	1,50	80,00	109.BWE.D-032.D-025.BWE.XX
DIN DN	40 - 20	41,00	23,00	1,50	1,50	90,00	109.BWE.D-040.D-020.BWE.XX
DIN DN	40 - 25	41,00	29,00	1,50	1,50	90,00	109.BWE.D-040.D-025.BWE.XX
DIN DN	40 - 32	41,00	35,00	1,50	1,50	90,00	109.BWE.D-040.D-032.BWE.XX
DIN DN	50 - 25	53,00	29,00	1,50	1,50	90,00	109.BWE.D-050.D-025.BWE.XX
DIN DN	50 - 32	53,00	35,00	1,50	1,50	90,00	109.BWE.D-050.D-032.BWE.XX
DIN DN	50 - 40	53,00	41,00	1,50	1,50	90,00	109.BWE.D-050.D-040.BWE.XX

.XX = MB - glossy finish

.XX = EP - Electropolished

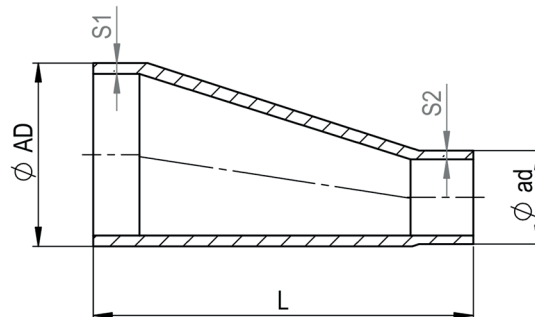
Welding-Fittings


EXCENTRIC REDUCER 2/2

DIMENSIONS OF EXCENTRIC REDUCER

DIMENSION		AD (mm)	ad (mm)	S1 (mm)	S2 (mm)	L (mm)	Item No.
DIN DN	65 - 40	70,00	41,00	2,00	1,50	110,00	109.BWE.D-065.D-040.BWE.XX
DIN DN	65 - 50	70,00	53,00	2,00	1,50	110,00	109.BWE.D-065.D-050.BWE.XX
DIN DN	80 - 50	85,00	53,00	2,00	1,50	110,00	109.BWE.D-080.D-050.BWE.XX
DIN DN	80 - 65	85,00	70,00	2,00	2,00	110,00	109.BWE.D-080.D-065.BWE.XX
DIN DN	100 - 65	104,00	70,00	2,00	2,00	135,00	109.BWE.D-100.D-065.BWE.XX
DIN DN	100 - 80	104,00	85,00	2,00	2,00	135,00	109.BWE.D-100.D-080.BWE.XX
DIN DN	150 - 80	154,00	85,00	2,00	2,00	170,00	109.BWE.D-150.D-080.BWE.XX
DIN DN	150 - 100	154,00	104,00	2,00	2,00	170,00	109.BWE.D-150.D-100.BWE.XX

.XX = MB - glossy finish
.XX = EP - Electropolished





ASEPTIC O-RING FITTINGS



www.aseptconn.ch

Aseptic O-Ring fittings

FEMALE UNION

Standards

According to aseptic standards with tube according to ISO 1127 / DIN 11850

Material

Stainless Steel 1.4435 BN2 (Fe < 0,5%) according to EN 10088-1

Sterilization temperature

150°C

Application

Pharmaceutical and biotechnology industries

Type of Construction / Surface quality

- Outer surface: Ra < 0,8 µm
- Inner surface: Ra < 0,4 µm

Hygienic tube class

H 3 / H 4 according to DIN 11866

Marking

Dimension, material, casting number, manufacturer

Certificates

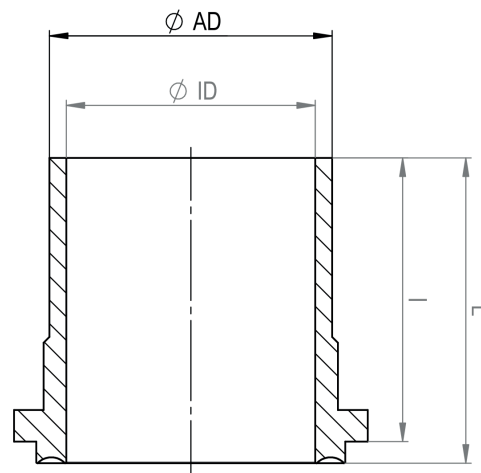

Certificate according to EN 10204-3.1

Option

- Electropolishing (EP)
- Other sizes available on request

Remarks

Technical changes reserved



DIMENSIONS OF FEMALE UNION

DIMENSION		AD (mm)	ID (mm)	l (mm)	L (mm)	Item No.
According to ISO 1127						
ISO DN	8	13,50	10,30	26,00	28,00	120.I-008.BUN.XX
ISO DN	10	17,20	14,00	26,95	29,00	120.I-010.BUN.XX
ISO DN	15	21,30	18,10	26,95	29,00	120.I-015.BUN.XX
ISO DN	20	26,90	23,70	26,95	29,00	120.I-020.BUN.XX
ISO DN	25	33,70	29,70	27,95	30,00	120.I-025.BUN.XX
ISO DN	32	42,40	38,40	29,95	32,00	120.I-032.BUN.XX
ISO DN	40	48,30	44,30	29,95	32,00	120.I-040.BUN.XX
ISO DN	50	60,30	56,30	29,95	32,00	120.I-050.BUN.XX
According to DIN 11850						
DIN DN	4	6,00	4,00	26,00	28,00	120.D-004.BUN.XX
DIN DN	6	8,00	6,00	26,00	28,00	120.D-006.BUN.XX
DIN DN	8	10,00	8,00	26,00	28,00	120.D-008.BUN.XX
DIN DN	10	12,00	10,00	26,00	28,00	120.D-010.BUN.XX
.XX = EP, Electropolishing						

Aseptic O-Ring fittings

UNION NUT

Standards

According to aseptic standards

Material

Stainless Steel 1.4301 acc. EN 10088-1

Sterilization temperature

150°C

Application

Pharmaceutical and biotechnology industries

Form

Up to ISO DN 15: ISO hex nut DN 20: fluted nut

Type of Construction / Surface quality

Outer surface: Ra < 1,0 µm

Marking

On request: laser marking

Certificates

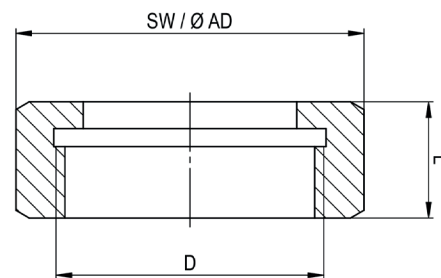

On request: acceptance certificate according to EN 10204-2.2

Option

- Electropolishing (EP)
- Other sizes available on request

Remarks

Technical changes reserved



DIMENSIONS OF UNION NUT

DIMENSION	D	L (mm)	SW	Ø AD (mm)	Item No.	
According to Aseptconn standards						
ISO DN	8	M 22 x 1.5	12,00	27,00	30,00	120.I-008.UEM.XX
ISO DN	10	M 26 x 1.5	13,00	32,00	35,00	120.I-010.UEM.XX
ISO DN	15	M 30 x 2.0	13,00	36,00	39,00	120.I-015.UEM.XX
ISO DN	20	M 36 x 2.0	13,00	-	48,00	120.I-020.UEM.XX
ISO DN	25	M 42 x 2.0	15,00	-	52,00	120.I-025.UEM.XX
ISO DN	32	M 52 x 2.0	18,00	-	62,00	120.I-032.UEM.XX
ISO DN	40	M 56 x 2.0	18,00	-	65,00	120.I-040.UEM.XX
ISO DN	50	M 68 x 2.0	18,00	-	80,00	120.I-050.UEM.XX
According to Aseptconn standards						
DIN DN	4	M 16 x 1.5	12,00	19,00	21,00	120.D-004.UEM.XX
DIN DN	6	M 16 x 1.5	12,00	19,00	21,00	120.D-006.UEM.XX
DIN DN	8	M 18 x 1.5	12,00	22,00	24,00	120.D-008.UEM.XX
DIN DN	10	M 22 x 1.5	12,00	27,00	30,00	120.D-010.UEM.XX
.XX = EP, Electropolishing						

Aseptic O-Ring fittings

MALE UNION

Standards

According to aseptic standards with tube according to ISO 1127 / DIN 11850

Material

Stainless Steel 1.4435 BN2 (Fe < 0,5%) according to EN 10088-1

Sterilization temperature

150°C

Application

Pharmaceutical and biotechnology industries

Type of Construction / Surface quality

- Outer surface: Ra < 0,8 µm
- Inner surface: Ra < 0,4 µm

Hygienic tube class

H 3 / H 4 according to DIN 11866

Marking

Dimension, material, casting number, manufacturer

Certificates

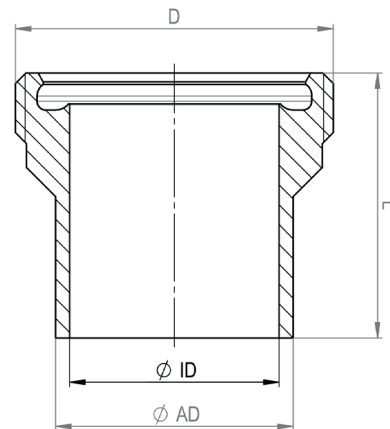

Certificate according to EN 10204-3.1

Option

- Electropolishing (EP)
- Other sizes available on request

Remarks

Technical changes reserved



DIMENSIONS OF MALE UNION

DIMENSION	AD (mm)	ID (mm)	D (mm)	L (mm)	Item No.
According to ISO 1127					
ISO DN 8	13,50	10,30	M 22 x 1.5	32,00	120.I-008.GEW.XX
ISO DN 10	17,20	14,00	M 26 x 1.5	31,00	120.I-010.GEW.XX
ISO DN 15	21,30	18,10	M 30 x 2.0	32,00	120.I-015.GEW.XX
ISO DN 20	26,90	23,70	M 36 x 2.0	30,00	120.I-020.GEW.XX
ISO DN 25	33,70	29,70	M 42 x 2.0	32,00	120.I-025.GEW.XX
ISO DN 32	42,40	38,40	M 52 x 2.0	34,00	120.I-032.GEW.XX
ISO DN 40	48,30	44,30	M 56 x 2.0	34,00	120.I-040.GEW.XX
ISO DN 50	60,30	56,30	M 68 x 2.0	34,00	120.I-050.GEW.XX
According to DIN 11850					
DIN DN 4	6,00	4,00	M 16 x 1.5	31,00	120.D-004.GEW.XX
DIN DN 6	8,00	6,00	M 16 x 1.5	31,00	120.D-006.GEW.XX
DIN DN 8	10,00	8,00	M 18 x 1.5	31,00	120.D-008.GEW.XX
DIN DN 10	12,00	10,00	M 22 x 1.5	31,00	120.D-010.GEW.XX
.XX = EP, Electropolishing					

Aseptic O-Ring fittings

O-RINGS

Standards

According to aseptic standards

Material

Virgin PTFE (Polytetrafluorethylen), Coated (FEP/MVQ)
 Viton®, Vinylidenfluorid Polymerase and Hexafluoropropylene
 Platinum cured Silicone, EPDM Ethyl-Propylene-Dien-Rubber,
 Viton®

Sterilization temperature

- EPDM: 132°C (almost at 150°C), Silicone, Viton® and Teflon®
 (PTFE): 150°C
 - FEP/MVQ: -60 to +200 °C

Application

Pharmaceutical and biotechnology industries

Type of Construction / Surface quality

- Smooth, non-porous surface, free of blind spots
 - Edges free of burrs

Marking

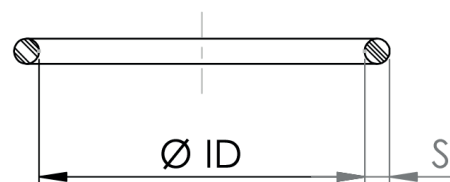
Marking on packaged units

Certificates

- Incl. Certificate of conformity FDA-21 CFR 177.2600 for
 Elastomers
 - Incl. Certificate of conformity FDA-21 CFR 177.1550 for PTFE
 - Incl. USP Class VI
 - Animal Derived Ingredients free (ADI) and are therefore BSE/
 TSE free with respect to source, manufacturing and treatment
 according to RoHS and REACH guidelines

Option

Other sizes available on request



Remarks

- Technical changes reserved
 - Viton® and Teflon® are registered trademarks of Dupont Dow Elastomers

DIMENSIONS OF O-RINGS

DIMENSION	ID (mm)	S (mm)	EPDM	Silicone	Viton®	PTFE	Coated (FEP/MVQ)	
According to ISO 1127			Item No.	Item No.	Item No.	Item No.	Item No.	
ISO DN	8	10,00	2,50	120.I-008.ORI.EPD	120.I-008.ORI.SIL	120.I-008.ORI.VIT	120.I-008.ORI.TEF	120.I-008.ORI.FEP
ISO DN	10	14,00	3,00	120.I-010.ORI.EPD	120.I-010.ORI.SIL	120.I-010.ORI.VIT	120.I-010.ORI.TEF	120.I-010.ORI.FEP
ISO DN	15	18,00	3,00	120.I-015.ORI.EPD	120.I-015.ORI.SIL	120.I-015.ORI.VIT	120.I-015.ORI.TEF	120.I-015.ORI.FEP
ISO DN	20	24,00	3,00	120.I-020.ORI.EPD	120.I-020.ORI.SIL	120.I-020.ORI.VIT	120.I-020.ORI.TEF	120.I-020.ORI.FEP
ISO DN	25	30,00	3,00	120.I-025.ORI.EPD	120.I-025.ORI.SIL	120.I-025.ORI.VIT	120.I-025.ORI.TEF	120.I-025.ORI.FEP
ISO DN	32	39,00	3,00	120.I-032.ORI.EPD	120.I-032.ORI.SIL	120.I-032.ORI.VIT	120.I-032.ORI.TEF	120.I-032.ORI.FEP
ISO DN	40	45,00	3,00	120.I-040.ORI.EPD	120.I-040.ORI.SIL	120.I-040.ORI.VIT	120.I-040.ORI.TEF	120.I-040.ORI.FEP
ISO DN	50	56,00	3,00	120.I-050.ORI.EPD	120.I-050.ORI.SIL	120.I-050.ORI.VIT	120.I-050.ORI.TEF	120.I-050.ORI.FEP
According to DIN 11850			Item No.	Item No.	Item No.	Item No.	Item No.	
DIN DN	4	4,00	2,00	120.D-004.ORI.EPD	120.D-004.ORI.SIL	120.D-004.ORI.VIT	120.D-004.ORI.TEF	120.D-004.ORI.FEP
DIN DN	6	6,00	2,50	120.D-006.ORI.EPD	120.D-006.ORI.SIL	120.D-006.ORI.VIT	120.D-006.ORI.TEF	120.D-006.ORI.FEP
DIN DN	8	8,00	2,50	120.D-008.ORI.EPD	120.D-008.ORI.SIL	120.D-008.ORI.VIT	120.D-008.ORI.TEF	120.D-008.ORI.FEP
DIN DN	10	10,00	2,50	120.D-010.ORI.EPD	120.D-010.ORI.SIL	120.D-010.ORI.VIT	120.D-010.ORI.TEF	120.D-010.ORI.FEP

Chemical resistance of the material : see chapter Tri-Clamp Connections

Aseptic O-Ring fittings

FEMALE BLIND COVER

Standards

According to aseptic standards with tube according to ISO 1127 / DIN 11850

Material

Stainless Steel 1.4435 BN2 (Fe < 0,5%) according to EN 10088-1

Sterilization temperature

150°C

Application

Pharmaceutical and biotechnology industries

Type of Construction / Surface quality

- Outer surface: Ra < 0,8 µm
- Inner surface: Ra < 0,4 µm

Hygienic tube class

H 3 / H 4 according to DIN 11866

Marking

Dimension, material, casting number, manufacturer

Certificates

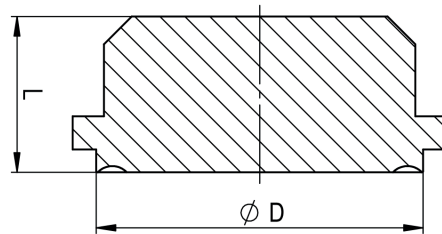
Certificate according to EN 10204-3.1

Option

- Electropolishing (EP)
- Other sizes available on request

Remarks

Technical changes reserved



DIMENSIONS OF FEMALE BLIND COVER

DIMENSION		L (mm)	D (mm)	Item No.
According to ISO 1127				
ISO DN	8	12,00	15,10	120.I-008.BBD.XX
ISO DN	10	14,00	19,90	120.I-010.BBD.XX
ISO DN	15	14,00	23,90	120.I-015.BBD.XX
ISO DN	20	14,00	29,40	120.I-020.BBD.XX
ISO DN	25	14,00	35,60	120.I-025.BBD.XX
ISO DN	32	17,00	44,25	120.I-032.BBD.XX
ISO DN	40	17,00	50,20	120.I-040.BBD.XX
ISO DN	50	17,00	61,15	120.I-050.BBD.XX
According to DIN 11850				
DIN DN	4	12,00	7,90	120.D-004.BBD.XX
DIN DN	6	12,00	10,90	120.D-006.BBD.XX
DIN DN	8	12,00	12,90	120.D-008.BBD.XX
DIN DN	10	12,00	14,90	120.D-010.BBD.XX
.XX = EP, Electropolishing				

Aseptic O-Ring fittings

MALE BLIND COVER

Standards

According to aseptic standards with tube according to ISO 1127 / DIN 11850

Material

Stainless Steel 1.4435 BN2 (Fe < 0,5%) according to EN 10088

Sterilization temperature

150°C

Application

Pharmaceutical and biotechnology industries

Type of Construction / Surface quality

- Outer surface: Ra < 0,8 µm
- Inner surface: Ra < 0,4 µm

Hygienic tube class

H 3 / H 4 according to DIN 11866

Marking

Dimension, material, casting number, manufacturer

Certificates

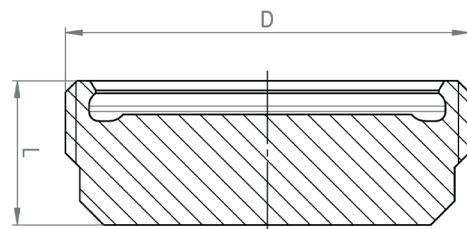

Certificate according to EN 10204-3.1

Option

- Electropolishing (EP)
- Other sizes available on request


Remarks

Technical changes reserved



DIMENSIONS OF FEMALE BLIND COVER

DIMENSION	D	L (mm)	Item No.	
According to ISO 1127				
ISO DN	8	M 22 x 1.5	13,00	120.I-008.GBD.XX
ISO DN	10	M 26 x 1.5	14,00	120.I-010.GBD.XX
ISO DN	15	M 30 x 2.0	15,00	120.I-015.GBD.XX
ISO DN	20	M 36 x 2.0	15,00	120.I-020.GBD.XX
ISO DN	25	M 42 x 2.0	15,00	120.I-025.GBD.XX
ISO DN	32	M 52 x 2.0	16,00	120.I-032.GBD.XX
ISO DN	40	M 56 x 2.0	16,00	120.I-040.GBD.XX
ISO DN	50	M 68 x 2.0	18,00	120.I-050.GBD.XX
According to DIN 11850				
DIN DN	4	M 16 x 1.5	12,00	120.D-004.GBD.XX
DIN DN	6	M 16 x 1.5	12,00	120.D-006.GBD.XX
DIN DN	8	M 18 x 1.5	12,00	120.D-008.GBD.XX
DIN DN	10	M 22 x 1.5	12,00	120.D-010.GBD.XX
.XX = EP, Electropolishing				



MEASURING INSTRUMENTS



www.aseptconn.ch

Measuring instruments

PRESSURE GAUGE TC 25.0 AND TC 50.5 VERTICAL

Standards

ISO 2852

Material

- Diaphragm: Stainless Steel 1.4435 according to EN 10088-1 (AISI 316 L)
- Dial: Stainless Steel (AISI 316 L), bec: 1.4435 BN2

Diaphragm filling liquids

KN62 paraffin oil (FDA-approved)

Accuracy class, without diaphragm seal

1,6

Accuracy class, with diaphragm seal

2,5 at 20°C

Sterilization temperature

121°C

Application

Pharmaceutical and biotechnology industries

Empty allowed

According to the pressure scale indicated on the dial

Type of Construction / Surface quality

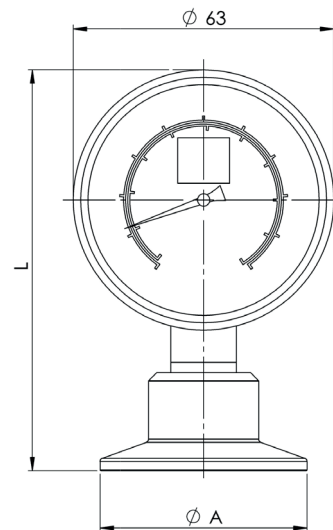
- Inner and outer surface: Natural metal finish
- Ra internal < 0,8 µm

Option

- Inspection certificate for wet parts: 2.2 or 3.1 according to EN 10088-1
- Calibration (5 or 10 measurements points)
- Electropolishing (EP)
- Other scales and dimensions with 100 mm diameter available on request

Remarks

Technical changes reserved



DIMENSIONS OF THE VERTICAL PRESSURE GAUGE

Measurement scale	A (mm)	L (mm)	Item No.
TC 25.0			
-1 to +3 bar	25,00	105,00	126.U25.003.XX
-1 to +6 bar	25,00	105,00	126.U25.006.XX
-1 to +9 bar	25,00	105,00	126.U25.009.XX
-1 to +10 bar	25,00	105,00	126.U25.010.XX
TC 50.5			
-1 to +3 bar	50,50	97,00	126.U50.003.XX
-1 to +6 bar	50,50	97,00	126.U50.006.XX
-1 to +9 bar	50,50	97,00	126.U50.009.XX
-1 to +15 bar	50,50	97,00	126.U50.015.XX
.XX = EP, Electropolishing			

Measuring instruments

PRESSURE GAUGE TC 25.0 AND TC 50.5 HORIZONTAL

Standards

ISO 2852

Material

- Diaphragm: Stainless Steel 1.4435 according to EN 10088-1 (AISI 316 L)
- Dial: Stainless Steel (AISI 316 L), bec: 1.4435 BN2

Diaphragm filling liquids

KN62 paraffin oil (FDA-approved)

Accuracy class, without diaphragm seal

1,6

Accuracy class, with diaphragm seal

2,5 at 20°C

Sterilization temperature

121°C

Application

Pharmaceutical and biotechnology industries

Empty allowed

According to the pressure scale indicated on the dial

Type of Construction / Surface quality

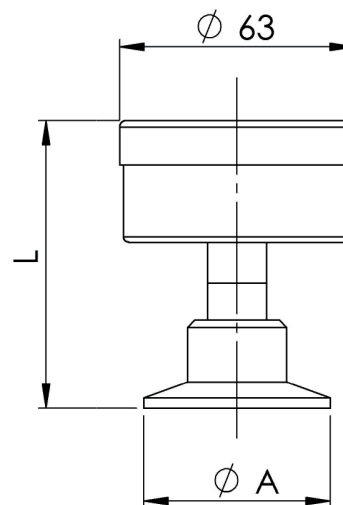
- Inner and outer surface: Natural metal finish
- Ra internal < 0,8 µm

Option

- Inspection certificate for wet parts: 2.2 or 3.1 according to EN 10088-1
- Calibration (5 or 10 measurements points)
- Electropolishing (EP)
- Other scales and dimensions with 100 mm diameter available on request

Remarks

Technical changes reserved



DIMENSIONS OF THE HORIZONTAL PRESSURE GAUGE

Measurement scale	A (mm)	L (mm)	Item No.
TC 25.0			
-1 to +3 bar	25,00	76,00	126.H25.003.XX
-1 to +6 bar	25,00	76,00	126.H25.006.XX
-1 to +9 bar	25,00	76,00	126.H25.009.XX
TC 50.5			
-1 to +3 bar	50,50	76,00	126.H50.003.XX
-1 to +6 bar	50,50	76,00	126.H50.006.XX
-1 to +9 bar	50,50	76,00	126.H50.009.XX
.XX = EP, Electropolishing			

Measuring instruments

IN-LINE PRESSURE GAUGE WITH TRI-CLAMP

Standards

ISO 2852

Material

- Diaphragm: Stainless Steel 1.4435 according to EN 10088-1 (AISI 316 L)
- Dial: Stainless Steel (AISI 316 L), bec: 1.4435 BN2

Diaphragm filling liquids

KN62 paraffin oil (FDA-approved)

Accuracy class, without diaphragm seal

1,6

Accuracy class, with diaphragm seal

2,5 at 20°C

Sterilization temperature

121°C

Empty allowed

According to the pressure range

Type of Construction / Surface quality

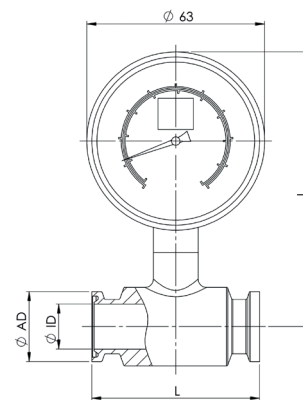

- Inner surfaces: Thin-wall diaphragm welded to the body
- Outer surfaces: Natural metal finish Ra on the middle side < 0,8 µm

Marking

- Dimension, material, casting number, manufacturer
- The serial number on the dial

Application and construction

- The in-line pressure gauge is ideally suited for applications with highly viscous measuring liquids. As it is completely integrated in the circulation line, there is no disturbing turbulence, corners nor dead spaces, nor other kinds of obstacles, obstructing the flow direction
- The product can circulate unhindered and without affecting the self-cleaning of the measuring box
- The diaphragm's pressure gauge is fabricated from a cylindrical double jacket section, in which a thin-walled diaphragm is welded



Assembly

The in-line pressure gauge is clamped between two TCs directly in the piping

Options

- Certificate of Inspection for parts in contact: 2.2 or 3.1 according to EN 10088-1
- Calibration (5 or 10 measurements points)
- On-line pressure gauge with integrated temperature measurement available on request
- Other sizes available on request

Remarks

Technical changes reserved

DIMENSIONS OF THE IN-LINE PRESSURE GAUGE WITH TRI-CLAMP

Measurement scale	A (mm)	ID (mm)	l (mm)	L (mm)	Item No.
TC 25.0					
-1 to +3 bar	25,00	10,00	87,00	60,00	128.U25.003.10
-1 to +3 bar	25,00	16,00	97,00	60,00	128.U25.003.16
-1 to +6 bar	25,00	10,00	87,00	60,00	128.U25.006.10
-1 to +6 bar	25,00	16,00	97,00	60,00	128.U25.006.16
-1 to +9 bar	25,00	10,00	87,00	60,00	128.U25.009.10
-1 to +9 bar	25,00	16,00	97,00	60,00	128.U25.009.16
TC 50.5					
-1 to +3 bar	50,00	22,10	97,00	114,00	128.U50.003.22
-1 to +3 bar	50,00	34,80	97,00	114,00	128.U50.003.35
-1 to +6 bar	50,00	22,10	97,00	114,00	128.U50.006.22
-1 to +6 bar	50,00	34,80	97,00	114,00	128.U50.006.35
-1 to +9 bar	50,00	22,10	97,00	114,00	128.U50.009.22
-1 to +9 bar	50,00	34,80	97,00	114,00	128.U50.009.35

Measuring instruments

PROTECTIVE MEMBRANE

Standards

BS 4825

Material

Platinum cured Silicone, EPDM Ethyl-Propylene-Dien-Rubber

Sterilization temperature

EPDM: 132°C (almost at 150°C), Silicone: 150°C

Application

Pharmaceutical and biotechnology industries

Type of Construction / Surface quality

Smooth, non-porous surface, free of blind spots, edges free of burrs

Marking

Marking on packaged units

Certificates

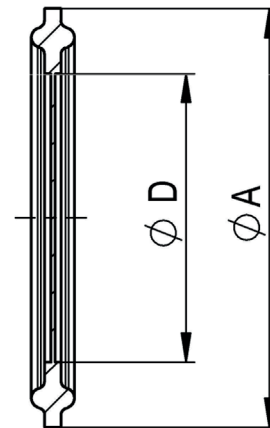

- Incl. Certificate of Conformity FDA-21 CFR 177.2600 for Elastomers
- Incl. Certificate of Conformity FDA-21 CFR 177.1550 for PTFE
- Incl. USP Class VI
- Animal Derived Ingredients free (ADI) and are therefore BSE/EST free with respect to source, manufacturing and treatment according to RoHS and REACH guidelines

Options

Other dimensions and materials available on request


Remarks

Technical changes reserved



DIMENSIONS OF PROTECTIVE MEMBRANE

DIMENSION		A (mm)	D (mm)	Silicone	EPDM
According to BS 4825 / ASME BPE 1997					
OD	1/2"	22,00	16,20	605.000.011	605.000.013
OD	3/4"	22,00	16,20	605.000.003	605.000.014
OD	1"	50,50	35,30	605.000.012	605.000.015
OD	1 1/2"	50,50	35,30	605.000.002	605.000.001



SIGHT GLASSES



www.aseptconn.ch

Sight Glasses

INLINE SIGHT GLASS WITH WELDED ENDS 1/2

Standards

ISO 1127

Material

Stainless Steel 1.4435 BN2 (Fe < 0,5%) according to EN 10088-1,
Borosilicate (DURAN cylinder) O-Rings: EPDM Standard

Sterilization temperature

150°C

Application

Pharmaceutical and biotechnology industries

Type of construction/ Surface quality

- Inner and outer surface: glossy finish
- Weld-on ends for orbital-welding
- Ra internal < 0,4 µm, Ra external < 0,8 µm

Hygienic tube class

H 3 / H4 according to DIN 11866

Marking

Material, casting number, manufacturer

Certificates

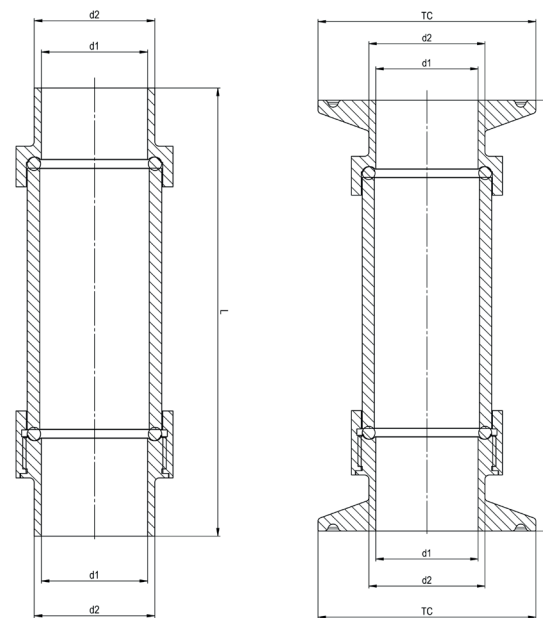
- Certificate according to EN 10204-3.1
- Incl. Certificate of Conformity FDA-21 CFR 177.2600 for Elastomers
- Incl. USP Class VI
- Animal Derived Ingredients free (ADI) and are therefore BSE/EST free with respect to source, manufacturing and treatment according to RoHS and REACH guidelines

Option

- Electropolishing (EP)
- DIN 11864 connections or other connections and dimensions on request

Remarks

Technical changes reserved



DIMENSIONS OF INLINE SIGHT GLASS WITH WELDED ENDS

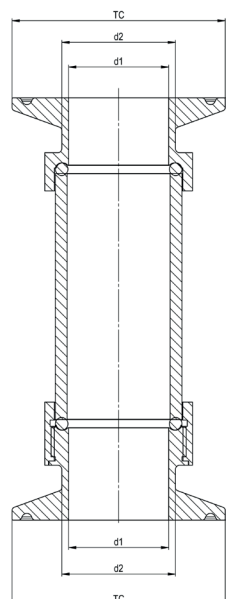
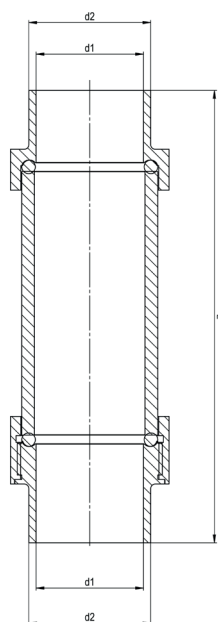
DIMENSION	TC (mm)	d1 (mm)	d2 (mm)	L (mm)	Max. working pressure (bar)	Max. working temperature °C	Item No.	
with weld end according to ISO 1127								
ISO DN	8	-	13,50	10,30	90,00	18,70	80	124.I-008.BWE.XXX
ISO DN	10	-	17,20	14,00	90,00	14,10	80	124.I-010.BWE.XXX
ISO DN	15	-	21,30	18,10	100,00	10,80	80	124.I-015.BWE.XXX
ISO DN	20	-	26,90	23,70	100,00	9,60	80	124.I-020.BWE.XXX
ISO DN	25	-	33,70	29,70	100,00	7,90	80	124.I-025.BWE.XXX
ISO DN	32	-	42,40	38,40	100,00	6,90	80	124.I-032.BWE.XXX
ISO DN	40	-	48,30	44,30	100,00	7,00	80	124.I-040.BWE.XXX
ISO DN	50	-	60,30	56,30	100,00	6,40	80	124.I-050.BWE.XXX
.XXX = EPD, O-ring in EPDM .XXX = FEP, O-ring in FEP .XXX = SIL, O-ring in Silicone .EP = Electropolishing, e.g. : 124.I-008.BWE.EPD.EP								


Sight Glasses

INLINE SIGHT GLASS WITH WELDED ENDS 2/2

DIMENSIONS OF INLINE SIGHT GLASS WITH WELDED ENDS

DIMENSION	TC (mm)	d1 (mm)	d2 (mm)	L (mm)	Max. working pressure (bar)	Max. working temperature °C	Item No.
avec connexion Tri-Clamp selon ISO 1127							
ISO DN 8	25,00	13,50	10,30	90,00	18,70	80	124.D-008.025.XXX
ISO DN 8	50,00	13,50	10,30	90,00	18,70	80	124.D-008.050.XXX
ISO DN 10	25,00	17,20	14,00	90,00	14,10	80	124.D-010.025.XXX
ISO DN 10	50,00	17,20	14,00	90,00	14,10	80	124.D-010.050.XXX
ISO DN 15	50,00	21,30	18,10	100,00	10,80	80	124.D-015.050.XXX
ISO DN 20	50,00	26,90	23,70	100,00	9,60	80	124.D-020.050.XXX
ISO DN 25	50,00	33,70	29,70	100,00	7,90	80	124.D-025.050.XXX
ISO DN 32	64,00	42,40	38,40	100,00	6,90	80	124.D-032.064.XXX
ISO DN 40	64,00	48,30	44,30	100,00	7,00	80	124.D-040.064.XXX
ISO DN 50	77,50	60,30	56,30	100,00	6,40	80	124.D-050.077.XXX
.XXX = EPD, O-ring in EPDM .XXX = FEP, O-ring in FEP .XXX = SIL, O-ring in Silicone .EP = Electropolishing, e.g. : 124.I-008.BWE.EPD.EP							





VALVES



Valves

NRV - NON-RETURN VALVE 1/2

Standards

BS 4825 with pipe connection according to ASME-BPE 1997

Material

- Body: AISI 316L
- Spring and piston: AISI 316L with PTFE socket
- Seals: FKM, Silicone, EPDM, Asphalt (FEP/MVQ)

Sterilization temperature

- 150° C
- EPDM: 132°C (almost at 150°C); FEP/MVQ: -60 to +200 °C;
- Silicone and FKM: 150°C

Working temperature

0°C to 150°C

Application

Pharmaceutical and biotechnology industries

Opening pressure

0,03 ÷ 0,09 bars

Working pressure

1 to 6 bars

Type of construction / Surface quality

Ra internal < 0,5 µm

Marking

Name of the manufacturer, casting number, flow direction of the fluid

Certificates

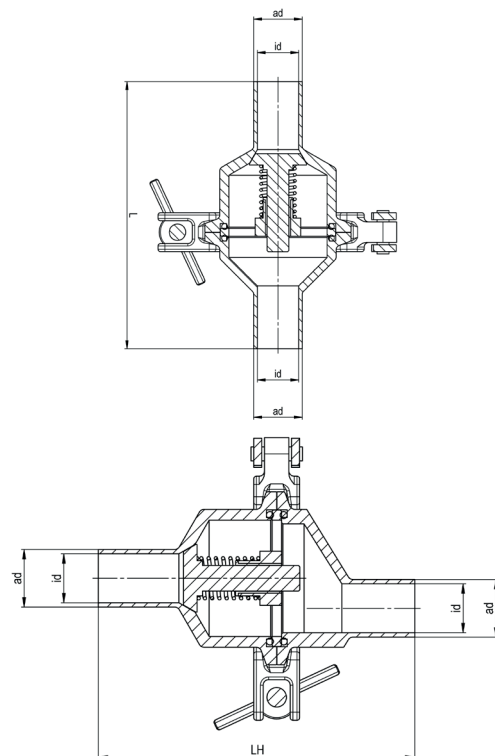

- 3.1 certificate according to 10204
- Incl. Certificate of Conformity FDA-21 CFR 177.2600 for Elastomers
- Incl. Certificate of Conformity FDA-21 CFR 177.1550 for PTFE
- Surface roughness certificate (on request)
- Ex ATEX certificate according to directive 2014/34/EU (on request)

Option

- Electropolishing (EP)
- Other sizes and / or combinations available on request

Remarks

Technical changes reserved



DIMENSIONS OF NRV - NON-RETURN VALVE

DIMENSION	ad (mm)	id (mm)	L(mm)	LH (mm)	Item No. Vertical version	Item No. Horizontal version
According to BS 4825 with pipe connection according to ASME-BPE 1997 with weld end						
NRV 1/2"	12,70	9,40	70,00	75,00	543.A-050.BWE.XX	543.A-050.HBWE.XX
NRV 3/4"	19,05	15,75	70,00	75,00	543.A-075.BWE.XX	543.A-075.HBWE.XX
NRV 1"	25,40	22,10	85,50	95,00	543.A-100.BWE.XX	543.A-100.HBWE.XX
NRV 1 1/2"	38,10	34,80	96,50	96,50	543.A-150.BWE.XX	543.A-150.HBWE.XX
NRV 2"	50,80	47,50	96,50	96,50	543.A-200.BWE.XX	543.A-200.HBWE.XX
NRV 2 1/2"	63,50	60,20	105,00	105,00	543.A-250.BWE.XX	543.A-250.HBWE.XX
NRV 3"	76,20	72,90	111,50	on request	543.A-300.BWE.XX	543.A-300.HBWE.XX
NRV 4"	101,60	97,40	on request	on request	543.A-400.BWE.XX	543.A-400.HBWE.XX
.XX = EP, Electropolishing						

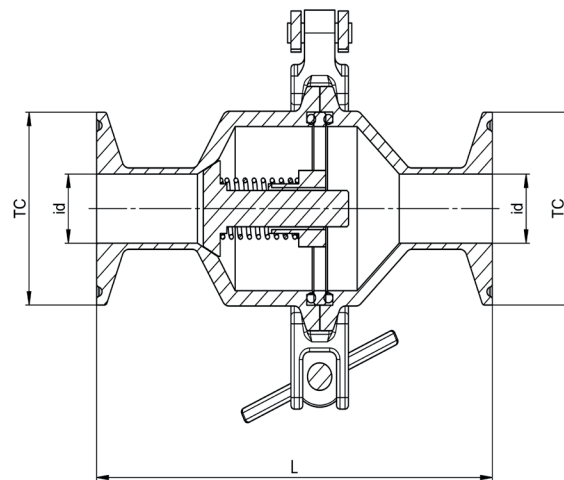
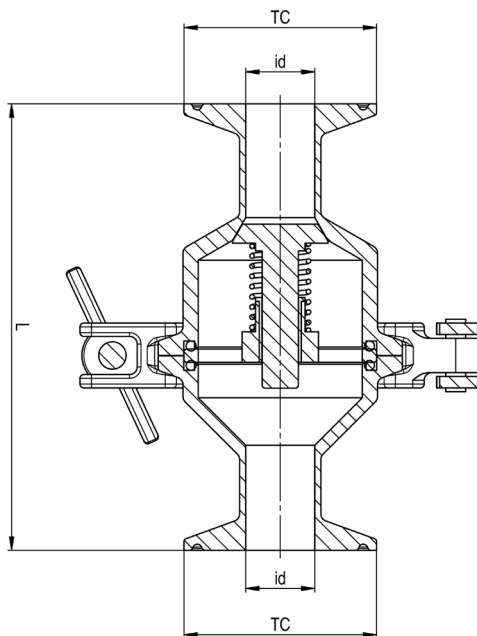
Valves

NRV - NON-RETURN VALVE 2/2

DIMENSIONS OF NRV - NON-RETURN VALVE

DIMENSION	TC (mm)	id (mm)	L (mm)	LH (mm)	Item No. Vertical version	No. Article Horizontal version
According to BS 4825 with pipe connection according to ASME-BPE 1997 with Tri-Clamp connections						
NRV 1/2"	25,00	9,40	75,00	75,00	543.A-050.025.XX	543.A-050.H025.XX
NRV 3/4"	25,00	15,75	75,00	75,00	543.A-075.025.XX	543.A-075.H025.XX
NRV 1"	50,50	22,10	85,50	95,00	543.A-100.050.XX	543.A-100.H050.XX
NRV 1 1/2"	50,50	34,80	96,50	96,50	543.A-150.050.XX	543.A-150.H050.XX
NRV 2"	64,00	47,50	96,50	96,50	543.A-200.064.XX	543.A-200.H064.XX
NRV 2 1/2"	77,50	60,20	105,00	105,00	543.A-250.077.XX	543.A-250.H077.XX
NRV 3"	91,00	72,90	111,50	on request	543.A-300.091.XX	543.A-300.H091.XX
NRV 4"	119,00	97,40	115,00	on request	543.A-400.119.XX	543.A-400.H119.XX

.XX = EP, Electropolishing



Valves

NRV - NON-RETURN VALVE

Standards

ISO 2852 / ISO 1127

Material

- Body: AISI 316L
- Spring and piston: 1.4435 / guide 1.4435 BN2 with PTFE socket
- Seals: EPDM as standard

Sterilization temperature

150° C

Working temperature

max. 80° C

Application

Pharmaceutical and biotechnology industries

Opening pressure

See the additional technical data sheet for NRV- Non-Return Valve

Working pressure

Max 10 bar g

Type of construction / Surface quality

Ra internal < 0,4 µm

Pipe-Hygiene Classes

H 3 / H 4 according to DIN 11866

Marking

Name of the manufacturer, casting number, flow direction of the fluid

Certificates

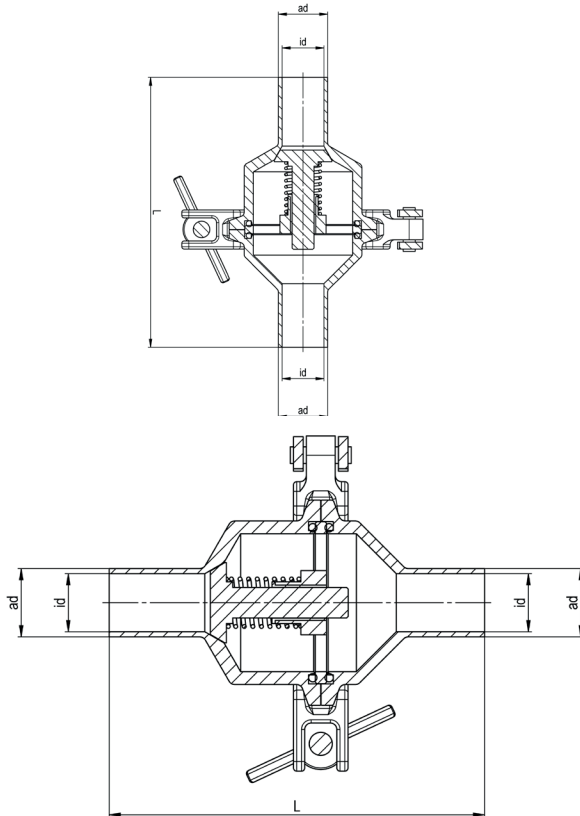
Certificate according to EN 10204-3.1

Option

- Electropolishing (EP)
- Other sizes and / or combinations available on request
- Documentation: Material Certificates and Pressure Test Protocol

Remarks

Technical changes reserved



DIMENSIONS OF NRV - NON-RETURN VALVE

DIMENSIONS	ad (mm)	id (mm)	L (mm)	LH (mm)	Item No. Vertical version	Item No. Horizontal version
According to ISO 2852(ISO 1127) with weld end						Dimension on request
NRV DN 8	13,50	10,30	75,00	on request	543.I-008.BWE.XX	543.I-008.HBWE.XX
NRV DN 10	17,20	14,00	75,00	on request	543.I-010.BWE.XX	543.I-010.HBWE.XX
NRV DN 15	21,30	18,10	75,00	on request	543.I-015.BWE.XX	543.I-015.HBWE.XX
NRV DN 20	26,90	23,70	85,50	on request	543.I-020.BWE.XX	543.I-020.HBWE.XX
NRV DN 25	33,70	29,70	85,50	on request	543.I-025.BWE.XX	543.I-025.HBWE.XX
NRV DN 32	42,40	38,40	96,50	on request	543.I-032.BWE.XX	543.I-032.HBWE.XX
NRV DN 40	48,30	44,30	96,50	on request	543.I-040.BWE.XX	543.I-040.HBWE.XX
NRV DN 50	60,30	56,30	96,50	on request	543.I-050.BWE.XX	543.I-050.HBWE.XX
NRV DN 65	76,10	71,90	105,00	on request	543.I-065.BWE.XX	543.I-065.HBWE.XX
NRV DN 80	88,90	84,30	111,50	on request	543.I-080.BWE.XX	543.I-080.HBWE.XX
.XX = EP, Electropolishing						

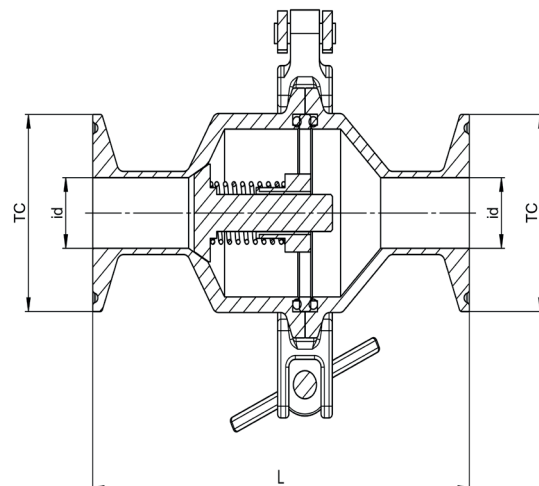
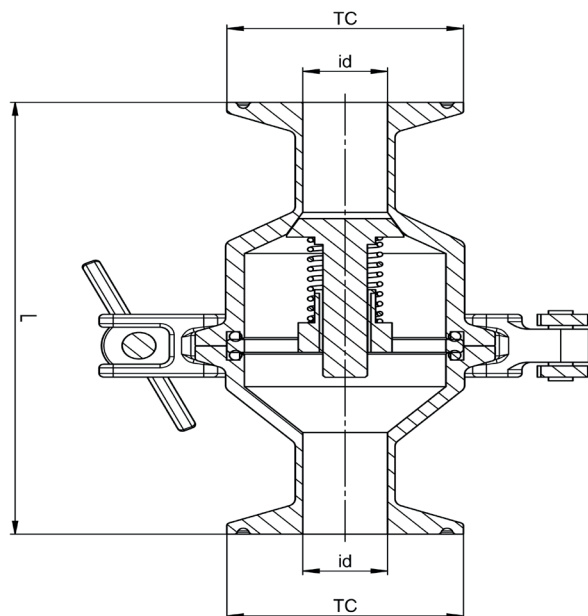
Valves

NRV - NON-RETURN VALVE

DIMENSIONS OF NRV - NON-RETURN VALVE

DIMENSIONS	TC (mm)	id (mm)	L (mm)	LH (mm)	Item No. Vertical version	Item No. Horizontal version
According to ISO 2852(ISO 1127) with Tri-Clamp connections						Dimension on request
NRV DN 8	25,00	10,30	75,00	on request	543.I-008.025.XX	543.I-008.H025.XX
NRV DN 10	25,00	14,00	75,00	on request	543.I-010.025.XX	543.I-010.H025.XX
NRV DN 15	50,50	18,10	75,00	on request	543.I-015.050.XX	543.I-015.H050.XX
NRV DN 20	50,50	23,70	85,50	on request	543.I-020.050.XX	543.I-020.H050.XX
NRV DN 25	50,50	29,70	85,50	on request	543.I-025.050.XX	543.I-025.H050.XX
NRV DN 32	64,00	38,40	96,50	on request	543.I-032.064.XX	543.I-032.H064.XX
NRV DN 40	64,00	44,30	96,50	on request	543.I-040.064.XX	543.I-040.H064.XX
NRV DN 50	77,50	56,30	96,50	on request	543.I-050.077.XX	543.I-050.H077.XX
NRV DN 65	91,00	71,90	105,00	on request	543.I-065.091.XX	543.I-065.H091.XX
NRV DN 80	106,00	84,30	111,50	on request	543.I-080.106.XX	543.I-080.H106.XX

.XX = EP, Electropolishing



Vannes

NRV - NON-RETURN VALVE - SEAL KIT

Standards

According to Aseptconn standards

Material

- Virgin PTFE (Polytetrafluorethylen), Coated (FEP/MVQ)
- Viton®, Vinylidenfluorid Polymerase and Hexafluoropropylene
- Platinum cured Silicone, EPDM Ethyl-Propylene-Dien-Rubber, Viton®

Sterilization temperature

- EPDM: 132°C (almost at 150°C), Silicone, Viton® and Teflon® (PTFE): 150°C
- FEP/MVQ: -60 to +200 °C

Application

Pharmaceutical and biotechnology industries

Type of construction / Surface quality

Smooth, non-porous surface, free of blind spots, edges free of burrs

Marking

Marking on packaged units

Certificates

- Incl. Certificate of Conformity FDA-21 CFR 177.2600 for Elastomers
- Incl. Certificate of Conformity FDA-21 CFR 177.1550 for PTFE
- Incl. USP Class VI
- Animal Derived Ingredients free (ADI) and are therefore BSE/EST free with respect to source, manufacturing and treatment according to RoHS and REACH guidelines

Option

- Other dimensions available on request
- Seal kit can be exchanged by other materials

Remarks

- Technical changes reserved
- Viton® and Teflon® are registered trademarks of Dupont Dow Elastomers

ITEM NO. OF NRV- NON-RETURN VALVE - SEAL KIT

DIMENSION		EPDM	EPDM	EPDM	EPDM
According to ISO 1127		Item No.	Item No.	Item No.	Item No.
DN	06 - 10	543.SET.EPD.001	543.SET.SIL.001	543.SET.VIT.001	543.SET.FEP.001
DN	15 - 20	543.SET.EPD.002	543.SET.SIL.002	543.SET.VIT.002	543.SET.FEP.002
DN	25	543.SET.EPD.003	543.SET.SIL.003	543.SET.VIT.003	543.SET.FEP.003
DN	32 - 40	543.SET.EPD.004	543.SET.SIL.004	543.SET.VIT.004	543.SET.FEP.004
DN	50	543.SET.EPD.005	543.SET.SIL.005	543.SET.VIT.005	543.SET.FEP.005
DN	80	543.SET.EPD.006	543.SET.SIL.006	543.SET.VIT.006	543.SET.FEP.006

Chemical resistance of the material: See chapter Tri-Clamp Connections

Vannes

BUTTERFLY VALVE WITH TRI-CLAMP

Standards

BS 4825

Material

Body: 316L, seal material: EPDM, handle: 1.4301

Working temperature

-10° C to +150° C (depending on the material of the seal)

Application

Pharmaceutical and biotechnology industries

Automating

- Valve with manual control in Stainless Steel (incl. 5-pos. And locking device)
- Control unit: air opening and spring closing

Opening pressure

-0.9 to 10 bar

Type of construction / Surface quality

- Inner surface: ground and polished
- Outer surface: glossy finish
- Ra internal < 0,8 µm

Pipe-Hygiene Classes

H 3 according to DIN 11866

Marking

Marking with manufacturer's name and dimensions

Certificates

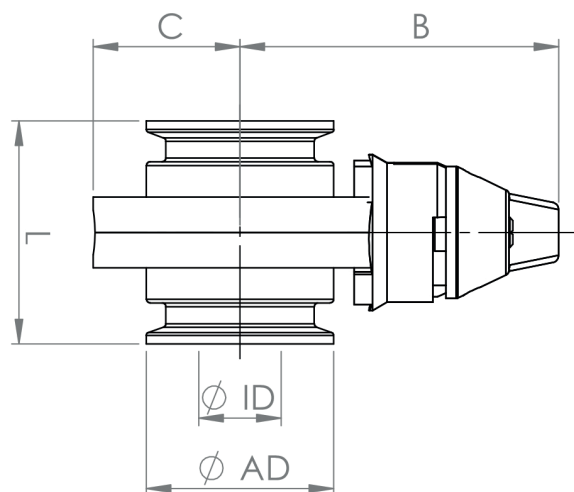

Certificate of Acceptance (Certificate of Conformity)

Option

On request: Inner surface with Ra < 0,4 µm, other seal material, pneumatic control, other dimensions

Remarks

Technical changes reserved



DIMENSIONS OF BUTTERFLY VALVE WITH TRI-CLAMP

DIMENSIONS	AD (mm)	ID (mm)	L (mm)	B (mm)	C (mm)	Item No. EPDM
with threaded connection						
1"	50,50	22,10	60,00	90,00	39,50	DPBVC1002E/MS.XX
1 1/2"	50,50	34,80	60,00	94,00	43,50	DPBVC1502E/MS.XX
2"	64,00	47,50	60,00	101,00	50,50	DPBVC2002E/MS.XX
2 1/2"	77,50	60,30	60,00	107,00	57,00	DPBVC2502E/MS.XX
3"	91,00	71,90	60,00	113,00	63,00	DPBVC3002E/MS.XX
4"	119,00	97,40	100,00	129,00	79,00	DPBVC400E/MS.XX
.XX = EP, Electropolishing						

Vannes

PURGE AND SAMPLING VALVE

Standards

ISO 2852, BS 4825, according to Aseptconn Standards

Material

- Body: 1.4435 according to EN 10088-1, valve tightness: Teflon® (PTFE)
- Protective seal O-Ring: Viton®

Working temperature

-10° C to +150° C

Application

Pharmaceutical and biotechnology industries

Type of construction / Surface quality

- Inner surface: Ra internal < 0,8 µm
- Outer surface: glossy finish

Pipe-Hygiene Classes

H 3 according to DIN 11866

Marking

Marking with manufacturer's name and casting number

Certificates

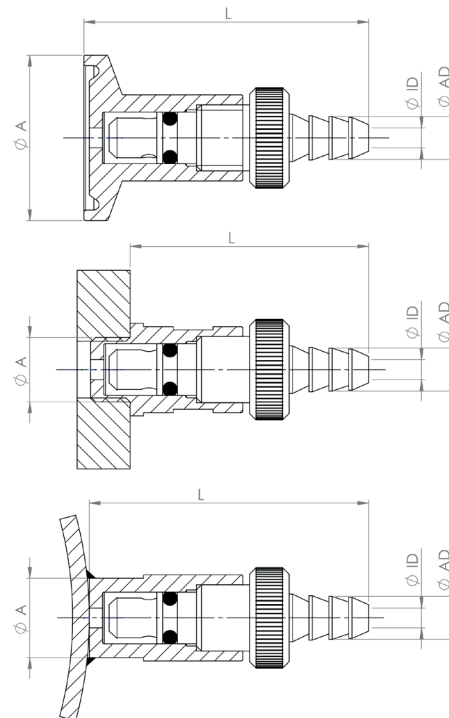
Certificate according to EN 10204-3.1, FDA-Certificate for seals

Option

- On request: inner surface with Ra < 0,4 µm
- Other sizes and / or combinations available on request


Remarks

- Technical changes reserved
- Viton® is a registered trademark of Dupont Dow Elastomers



DIMENSIONS OF PURGE AND SAMPLING VALVE

TYPE	A (mm)	AD (mm)	ID (mm)	L (mm)	Item No.
with Tri-Clamp connection					
E-V DN 6 TC	25,00	6,00	3,00	43,00	536.10.01488
E-V DN 8 TC	25,00	8,00	3,00	53,00	536.10.00204
with threaded connection					
E-V DN 6 R 1/8	R 1/8	6,00	3,00	35,00	536.10.01486
E-V DN 8 R 1/4	R 1/4	8,00	3,00	42,00	536.10.01177
with soldering tip					
E-V DN 6 BW	10,00	6,00	3,00	44,00	536.10.01487
E-V DN 8 BW	12,50	8,00	3,00	53,00	536.10.00319



CONNECTIONS FOR FLEXIBLE HOSES



www.aseptconn.ch

Connections for Flexible Hoses

HOSE BARB CONNECTION WITH TRI-CLAMP FOR SILICONE HOSE

Standards

TC according to ISO 2852

Material

Stainless Steel 1.4435 BN2 (Fe < 0,5%) according to EN 10088-1

Sterilization temperature

150°C

Application

Pharmaceutical and biotechnology industries

Type of construction / Surface quality

- Inner surface: glossy finish
- Outer surface: glossy finish
- Ra < 0,4 µm

Hygienic class tube

H 3 / H 4 according to DIN 11866

Marking

Material, casting number, manufacturer

Certificates

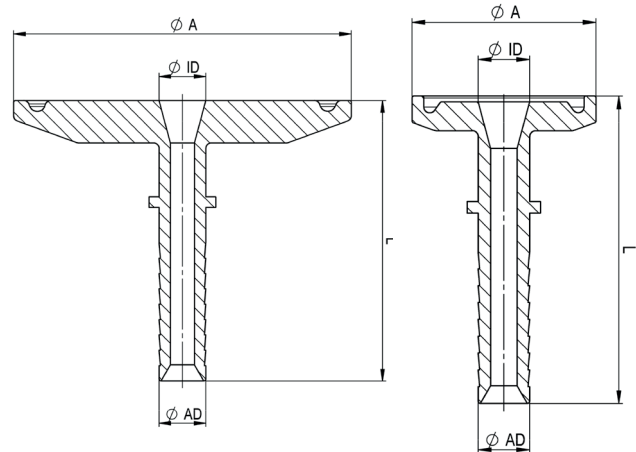
Certificate according to EN 10204-3.1

Option

- Electropolishing (EP)
- Other connections and / or dimensions available on request

Remarks

Technical changes reserved



DIMENSIONS OF HOSE BARB CONNECTION WITH TRI-CLAMP FOR SILICONE HOSE

TYPE		A (mm)	AD (mm)	ID (mm)	L (mm)	Item No.
ISO DN	8	25,00	10,00	10,30	42,00	111.I-008.0375.025.XX
ISO DN	8	50,50	10,00	10,30	42,00	111.I-008.0375.050.XX
ISO DN	10	25,00	13,50	14,00	42,00	111.I-010.0500.025.XX
ISO DN	10	50,50	13,50	14,00	42,00	111.I-010.0500.050.XX
ISO DN	10	25,00	17,20	14,00	42,00	111.I-010.0625.025.XX
ISO DN	10	34,00	17,20	14,00	42,00	111.I-010.0625.034.XX
ISO DN	10	50,50	17,20	14,00	42,00	111.I-010.0625.050.XX
ISO DN	10	25,00	19,00	14,00	42,00	111.I-010.0750.025.XX
ISO DN	10	50,50	19,00	14,00	42,00	111.I-010.0750.050.XX
ISO DN	15	34,00	19,00	18,10	42,00	111.I-015.0750.034.XX
ISO DN	15	50,50	19,00	18,10	42,00	111.I-015.0750.050.XX
ISO DN	20	34,00	25,40	23,70	50,00	111.I-020.1000.034.XX
ISO DN	20	50,50	25,40	23,70	50,00	111.I-020.1000.050.XX
ISO DN	20	64,00	25,40	23,70	50,00	111.I-020.1000.064.XX
ISO DN	25	50,50	31,80	29,70	50,00	111.I-025.1250.050.XX
ISO DN	25	64,00	31,80	29,70	50,00	111.I-025.1250.064.XX
ISO DN	32	50,50	38,00	38,40	60,00	111.I-032.1500.050.XX
ISO DN	32	64,00	38,00	38,40	60,00	111.I-032.1500.064.XX
ISO DN	40	64,00	38,00	44,30	60,00	111.I-040.1500.064.XX

.XX = EP, Electropolishing

Connections for Flexible Hoses

HOSE BARB CONNECTION WITH TRI-CLAMP FOR SILICONE HOSE

Standards

TC according to BS 4825

Material

Stainless Steel 1.4435 BN2 (Fe < 0,5%) according to EN 10088-1

Sterilization temperature

150°C

Application

- Silicone hose connection
- Pharmaceutical and biotechnology industries

Type of construction / Surface quality

- Inner surface: glossy finish
- Outer surface: glossy finish
- Ra < 0,4 µm

Hygienic class tube

H 3 / H 4 according to DIN 11866

Marking

Material, casting number, manufacturer

Certificates

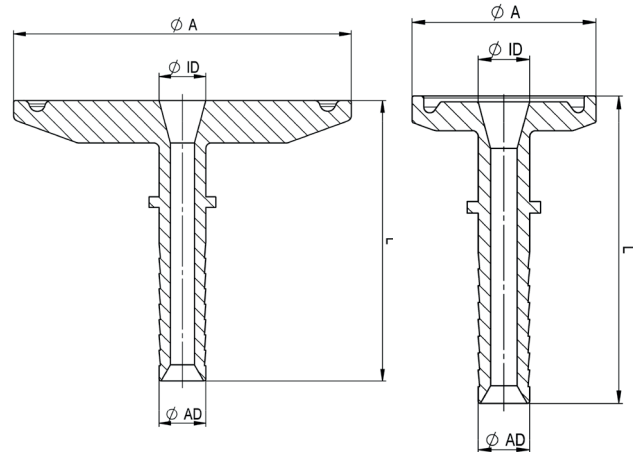
Certificate according to EN 10204-3.1

Option

- Electropolishing (EP)
- Other connections and / or dimensions available on request

Remarks

Technical changes reserved



DIMENSIONS OF HOSE BARB CONNECTION WITH TRI-CLAMP FOR SILICONE HOSE

TYPE		A (mm)	AD (mm)	ID (mm)	L (mm)	Item No.
OD	1/2"	25,00	13,50	9,40	42,00	111.A-050.0500.025.XX
OD	1/2"	50,50	13,50	9,40	42,00	111.A-050.0500.050.XX
OD	3/4"	25,00	19,00	15,75	42,00	111.A-075.0750.025.XX
OD	3/4"	34,00	19,00	15,75	42,00	111.A-075.0750.034.XX
OD	3/4"	50,50	19,00	15,75	42,00	111.A-075.0750.050.XX
OD	1"	50,50	25,40	22,10	50,00	111.A-100.1000.050.XX
OD	1 1/2"	50,50	31,80	34,80	50,00	111.A-150.1250.050.XX
OD	1 1/2"	50,50	38,00	34,80	60,00	111.A-150.1500.050.XX

.XX = EP, Electropolishing

Connections for Flexible Hoses

HOSE BARB CONNECTION WITH TRI-CLAMP FOR SILICONE HOSE

Standards

TC according to DIN 32676

Material

Stainless Steel 1.4435 BN2 (Fe < 0,5%) according to EN 10088-1

Température de stérilisation

150°C

Application

- Silicone hose connection
- Pharmaceutical and biotechnology industries

Type de construction / Qualité de surface

- Inner surface: glossy finish
- Outer surface: glossy finish
- Ra < 0,4 µm

Classe de tube hygiénique

H 3 / H 4 according to DIN 11866

Marquage

Material, casting number, manufacturer

Certificats

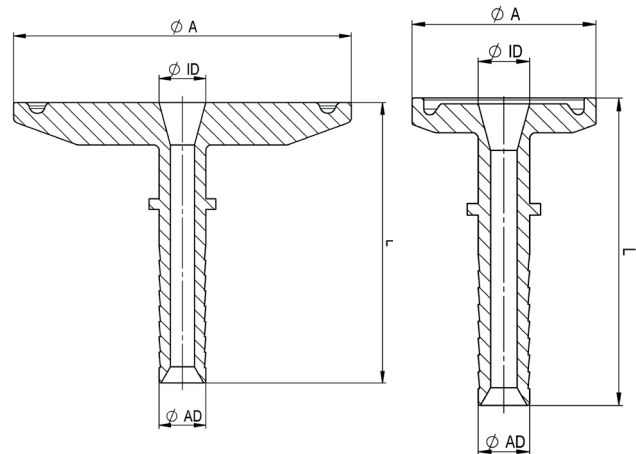
Certificate according to EN 10204-3.1

Option

- Electropolishing (EP)
- Other connections and / or dimensions available on request

Remarque

Technical changes reserved



DIMENSIONS OF HOSE BARB CONNECTION WITH TRI-CLAMP FOR SILICONE HOSE

TYPE		A (mm)	AD (mm)	ID (mm)	L (mm)	Item No.
DIN DN	15	34,00	13,50	16,00	42,00	111.D-015.0500.034.XX
DIN DN	15	34,00	19,00	16,00	42,00	111.D-015.0750.034.XX
DIN DN	25	50,50	25,40	26,00	50,00	111.D-025.1000.050.XX
DIN DN	32	50,50	31,80	32,00	50,00	111.D-032.1250.050.XX
DIN DN	40	50,50	31,80	38,00	50,00	111.D-040.1250.050.XX
DIN DN	40	50,50	38,00	38,00	60,00	111.D-040.1500.050.XX

.XX = EP, Electropolishing

Connections for Flexible Hoses

HOSE BARB CONNECTION WITH TRI-CLAMP FOR TEFLON/PFA HOSE

Standards

TC according to ISO 2852, DIN 32676, BS 4825

Material

Stainless Steel 1.4435 BN2 (Fe < 0,5%) according to EN 10088-1

Sterilization temperature

150°C

Application

- Teflon/PFA hose connection
- Pharmaceutical and biotechnology industries

Type of construction / Surface quality

- Inner surface: glossy finish
- Outer surface: glossy finish
- Ra < 0,4 µm

Hygienic class tube

H 3 / H 4 according to DIN 11866

Marking

Item No.

Certificates

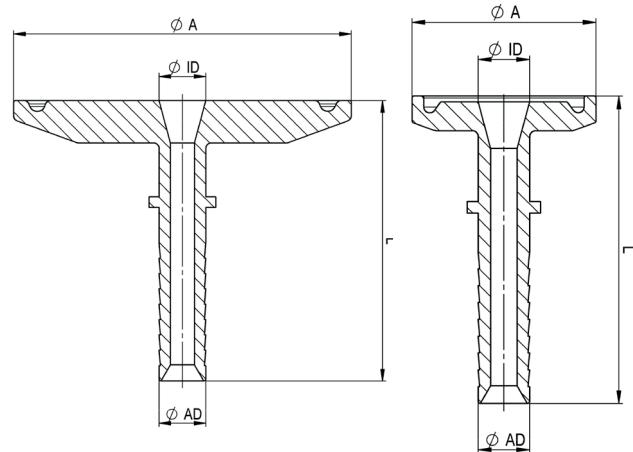
Certificate according to EN 10204-3.1

Option

- Electropolishing (EP)
- Other connections and / or dimensions available on request

Remarks


Technical changes reserved



DIMENSIONS OF HOSE BARB CONNECTION WITH TRI-CLAMP FOR TEFLON/PFA HOSE

TYPE	A (mm)	AD (mm)	ID (mm)	L (mm)	Item No.
AC06	25,00	9,90	14,00	44,50	118.AC06.I-010.025.XX
AC08	50,50	13,00	14,00	48,30	118.AC08.I-010.050.XX
AC12	25,00	19,00	14,00	60,00	118.AC12.I-010.025.XX
AC12	25,00	19,00	15,75	60,00	118.AC12.A-075.025.XX
AC12	50,50	19,00	15,75	60,00	118.AC12.A-075.050.XX
AC12	50,50	19,00	18,10	60,00	118.AC12.I-015.050.XX
AC16	50,50	24,80	22,10	71,30	118.AC16.A-100.050.XX
AC16	50,50	24,80	29,70	71,30	118.AC16.I-025.050.XX
AC16	50,50	24,80	34,80	71,30	118.AC16.A-150.050.XX
AC16	50,50	24,80	29,70	71,30	118.AC16.I-025.050.XX
AC20	50,50	32,00	29,70	73,50	118.AC20.I-025.050.XX
AC32	64,00	51,30	50,00	90,00	118.AC32.D-050.064.XX
AC32	77,50	51,30	56,30	90,00	118.AC32.I-050.077.XX

.XX = EP, Electropolishing



MOLDED SILICONE ASSEMBLY



www.aseptconn.ch

Molded Silicone assembly

BOTTLE CAP FOR CELL CULTURE

Material

Medical Grade Platinum cured Silicone

Features/ Characteristics

Without extrusion components

Temperature range

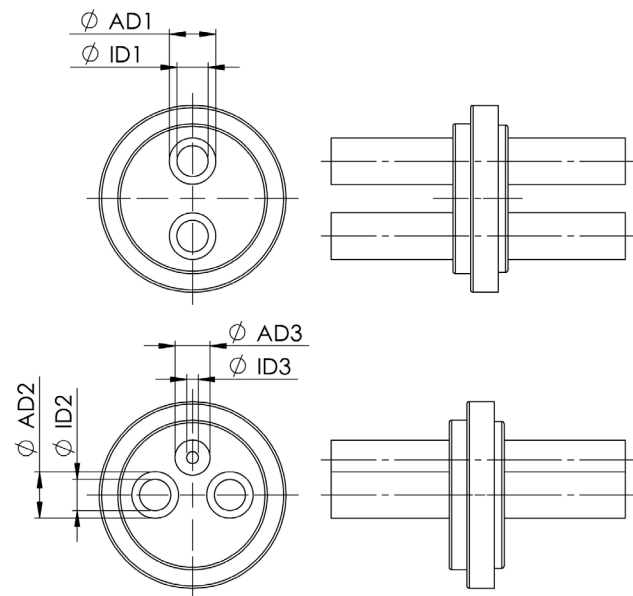

-20°C to max. 130°C

Certificates

- Meets or exceeds the USP class VI certification standard 3A Standard
- Meets or exceeds FDA, USDA .CFR 177.2600 regulations for contact with medicines and food
- USDA and 3A accepted


Remarks

Customs configurations (dimensions, design and price) are on request



DIMENSIONS OF BOTTLE CAP FOR CELL CULTURE

VERSION	MATERIAL	BEARING	AD 1 (mm)	AD 2 (mm)	AD 3 (mm)	ID 1 (mm)	ID 2 (mm)	ID 3 (mm)	Item No.
Version 1	Silicone	2	9,50	9,50	-	6,35	6,35	-	DISP.BOT.D0001
Version 2	Silicone	3	9,50	9,50	7,10	6,35	6,35	2,36	DISP.BOT.D0002



**ASEPTIC PIPE
CONNECTION
ACCORDING TO
DIN 11864 / FORM A**



Aseptic pipe connection according to DIN 11864 / Form A

ASEPTIC SCREW CONNECTIONS ACCORDING TO DIN 11864-1 / COMPLETE

Standards

- DIN 11864-1 with welding socket according to DIN 11866, Row B (ISO 1127)
- Nut according to DIN 11851

Material

- Stainless Steel 1.4435 BN2 & 1.4301 (Fe < 0,5%) according to EN 10088-1
- EPDM Ethyl-propylene-dien-rubber

Application

Pharmaceutical and biotechnology industries

Type of Construction / Surface quality

- Weld-on ends for orbital-welding
- Ra internal < 0,8 µm, Ra external < 1.6 µm

Hygienic tube class

H 3 according to DIN 11866

Marking

Dimension, material, casting number, manufacturer

Certificates

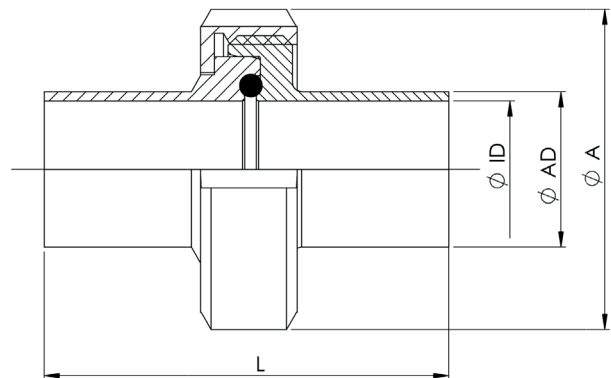

- Certificate according to EN 10204-3.1
- Certificate FDA
- Certificate according EN 10204-2.2

Option

Electropolishing (EP)

Remarks

- All pressure levels are particularly useful with Elastomers up to 140°C
- Technical changes reserved



DIMENSIONS OF ASEPTIC SCREW CONNECTIONS ACCORDING TO DIN 11864-1 / COMPLETE

DIMENSION	A (mm)	AD (mm)	ID (mm)	L (mm)	O'ring	Max. Working pressure
DIN 11864-1 with welding socket according to DIN 11866, Row B (ISO 1127)						
ISO DN 8	38,00	13,50	10,30	76,00	EPDM	40 bars
ISO DN 10	44,00	17,20	14,00	76,00	EPDM	40 bars
ISO DN 15	54,00	21,30	18,10	78,00	EPDM	40 bars
ISO DN 20	63,00	26,90	23,70	78,00	EPDM	40 bars
ISO DN 25	70,00	33,70	29,70	88,00	EPDM	40 bars
ISO DN 32	78,00	42,40	38,40	88,00	EPDM	40 bars
ISO DN 40	92,00	48,30	44,30	90,00	EPDM	40 bars
ISO DN 50	112,00	60,30	56,30	114,00	EPDM	40 bars
ISO DN 65	127,00	76,10	72,10	117,00	EPDM	40 bars
ISO DN 80	148,00	88,90	84,30	122,00	EPDM	40 bars

Aseptic pipe connection according to DIN 11864 / Form A

ASEPTIC MALE UNION ACCORDING TO DIN 11864-1

Standards

DIN 11864-1 with welding socket according to DIN 11866, Row B (ISO 1127)

Material

Stainless Steel 1.4435 BN2 (Fe < 0,5%) according to EN 10088-1

Sterilization Temperature

150°C

Application

Pharmaceutical and biotechnology industries

Type of Construction / Surface quality

- Weld-on ends for orbital-welding
- Ra internal < 0,8 µm, Ra external < 1.6 µm

Hygienic tube class

H 3 according to DIN 11866

Marking

Dimension, material, casting number, manufacturer

Certificates

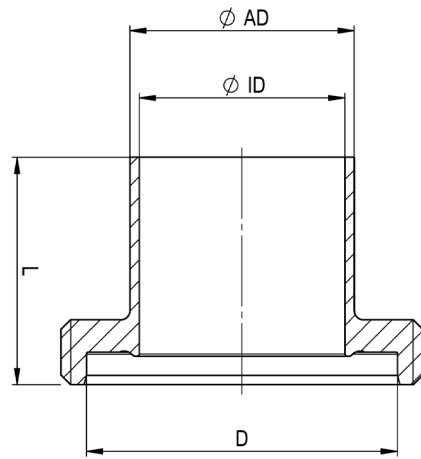

- Certificate according to EN 10204-3.1
- Certificate FDA
- Certificate according EN 10204-2.2

Option

Electropolishing (EP)

Remarks

Technical changes reserved



DIMENSIONS OF ASEPTIC MALE UNION ACCORDING TO DIN 11864-1

DIMENSION	Wire	AD (mm)	ID (mm)	L (mm)	Item No.	
DIN 11864-1 with welding socket according to DIN 11866, Row B (ISO 1127)						
ISO DN	8	RD 28 x 1/8"	13,50	10,30	41,00	641.I-008.GEW.XX
ISO DN	10	RD 34 x 1/8"	17,20	14,00	41,00	641.I-010.GEW.XX
ISO DN	15	RD 44 x 1/6"	21,30	18,10	43,00	641.I-015.GEW.XX
ISO DN	20	RD 52 x 1/6"	26,90	23,70	43,00	641.I-020.GEW.XX
ISO DN	25	RD 58 x 1/6"	33,70	29,70	48,00	641.I-025.GEW.XX
ISO DN	32	RD 65 x 1/6"	42,40	38,40	48,00	641.I-032.GEW.XX
ISO DN	40	RD 78 x 1/6"	48,30	44,30	49,00	641.I-040.GEW.XX
ISO DN	50	RD 95 x 1/6"	60,30	56,30	60,00	641.I-050.GEW.XX
ISO DN	65	RD 110 x 1/4"	76,10	72,10	64,00	641.I-065.GEW.XX
ISO DN	80	RD 130 x 1/4"	88,90	84,30	64,00	641.I-080.GEW.XX
.XX = EP, Electropolishing						

Aseptic pipe connection according to DIN 11864 / Form A

ASEPTIC FEMALE UNION ACCORDING TO DIN 11864-1

Standards

DIN 11864-1 with welding socket according to DIN 11866, Row B (ISO 1127)

Material

Stainless Steel 1.4435 BN2 (Fe < 0,5%) according to EN 10088-1

Sterilization Temperature

150°C

Application

Pharmaceutical and biotechnology industries

Type of Construction / Surface quality

- Weld-on ends for orbital-welding
- Ra internal < 0,8 µm, Ra external < 1.6 µm

Hygienic tube class

H 3 according to DIN 11866

Marking

Dimension, material, casting number, manufacturer

Certificates

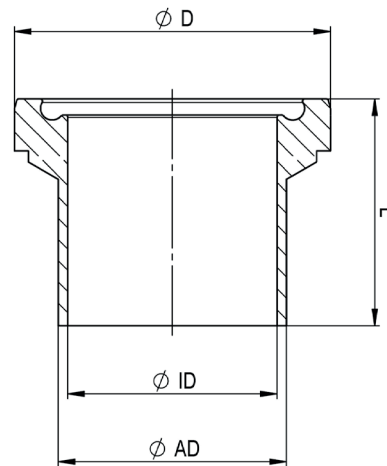

Certificate according to EN 10204-3.1

Option

Electropolishing (EP)

Remarks

Technical changes reserved



DIMENSIONS OF ASEPTIC FEMALE UNION ACCORDING TO DIN 11864-1

DIMENSION	D	AD (mm)	ID (mm)	L (mm)	Item No.	
DIN 11864-1 with welding socket according to DIN 11866, Row B (ISO 1127)						
ISO DN	8	21,90	13,50	10,30	39,00	641.I-008.BUN.XX
ISO DN	10	27,90	17,20	14,00	39,00	641.I-010.BUN.XX
ISO DN	15	35,90	21,30	18,10	40,00	641.I-015.BUN.XX
ISO DN	20	42,90	26,90	23,70	41,00	641.I-020.BUN.XX
ISO DN	25	48,90	33,70	29,70	47,00	641.I-025.BUN.XX
ISO DN	32	54,90	42,40	38,40	47,00	641.I-032.BUN.XX
ISO DN	40	66,90	48,30	44,30	48,00	641.I-040.BUN.XX
ISO DN	50	84,90	60,30	56,30	62,00	641.I-050.BUN.XX
ISO DN	65	98,90	76,10	72,10	61,00	641.I-065.BUN.XX
ISO DN	80	118,90	88,90	84,30	68,00	641.I-080.BUN.XX
.XX = EP, Electropolishing						

Aseptic pipe connection according to DIN 11864 / Form A

ASEPTIC BLIND MALE UNION ACCORDING TO DIN 11864-1

Standards

DIN 11864-1 according to DIN 11866, Row B (ISO 1127)

Material

Stainless Steel 1.4435 BN2 (Fe < 0,5%) according to EN 10088-1

Sterilization Temperature

150°C

Application

Pharmaceutical and biotechnology industries

Type of Construction / Surface quality

Ra internal < 0,4 µm, Ra external < 1.6 µm

Hygienic tube class

H 3 according to DIN 11866

Marking

Dimension, material, casting number, manufacturer

Certificates

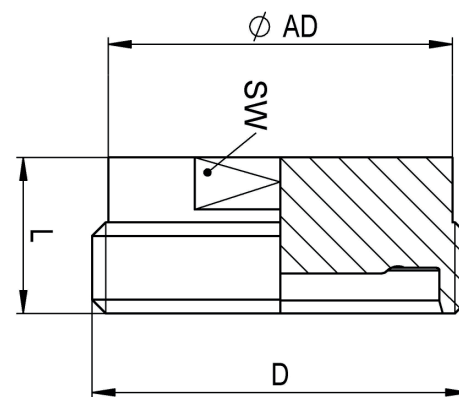

Certificate according to EN 10204-3.1

Option

Electropolishing (EP)

Remarks

Technical changes reserved



DIMENSIONS OF ASEPTIC BLIND MALE UNION ACCORDING TO DIN 11864-1

DIMENSION		D	AD (mm)	sw (mm)	L (mm)	Item No.
DIN 11864-1						
ISO DN	8	RD 28 x 1/8"	23,00	19,00	22,00	641.I-008.BLG.XX
ISO DN	10	RD 34 x 1/8"	28,00	24,00	22,00	641.I-010.BLG.XX
ISO DN	15	RD 44 x 1/6"	34,00	30,00	24,00	641.I-015.BLG.XX
ISO DN	20	RD 52 x 1/6"	44,00	41,00	24,00	641.I-020.BLG.XX
ISO DN	25	RD 58 x 1/6"	53,00	46,00	24,00	641.I-025.BLG.XX
ISO DN	32	RD 65 x 1/6"	60,00	50,00	24,00	641.I-032.BLG.XX
ISO DN	40	RD 78 x 1/6"	72,00	65,00	24,00	641.I-040.BLG.XX
ISO DN	50	RD 95 x 1/6"	87,00	80,00	28,00	641.I-050.BLG.XX
ISO DN	65	RD 110 x 1/4"	100,00	95,00	28,00	641.I-065.BLG.XX
ISO DN	80	RD 130 x 1/4"	120,00	115,00	30,00	641.I-080.BLG.XX
.XX = EP, Electropolishing						

Aseptic pipe connection according to DIN 11864 / Form A

ASEPTIC BLIND FEMALE UNION ACCORDING TO DIN 11864-1

Standards

DIN 11864-1 according to DIN 11866, Row B (ISO 1127)

Material

Stainless Steel 1.4435 BN2 (Fe < 0,5%) according to EN 10088-1

Sterilization Temperature

150°C

Application

Pharmaceutical and biotechnology industries

Type of Construction / Surface quality

Ra internal < 0,4 µm, Ra external < 1.6 µm

Hygienic tube class

H 3 according to DIN 11866

Marking

Dimension, material, casting number, manufacturer

Certificates

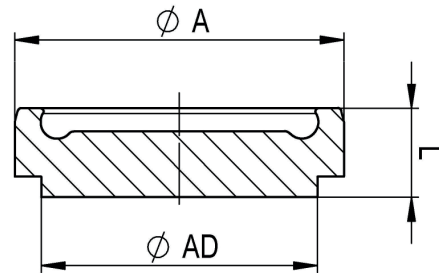
Certificate according to EN 10204-3.1

Option

Electropolishing (EP)

Remarks

Technical changes reserved



DIMENSIONS OF ASEPTIC BLIND FEMALE UNION ACCORDING TO DIN 11864-1

DIMENSION		A (mm)	AD (mm)	L (mm)	Item No.
DIN 11864-1					
ISO DN	8	21,90	18,00	9,00	641.I-008.BLB.XX
ISO DN	10	27,90	24,00	9,00	641.I-010.BLB.XX
ISO DN	15	35,90	30,00	10,00	641.I-015.BLB.XX
ISO DN	20	42,90	35,00	12,00	641.I-020.BLB.XX
ISO DN	25	48,90	41,00	13,00	641.I-025.BLB.XX
ISO DN	32	54,90	48,00	13,00	641.I-032.BLB.XX
ISO DN	40	66,90	61,00	14,00	641.I-040.BLB.XX
ISO DN	50	84,90	79,00	16,00	641.I-050.BLB.XX
ISO DN	65	98,90	93,00	16,00	641.I-065.BLB.XX
ISO DN	80	118,90	114,00	20,00	641.I-080.BLB.XX
.XX = EP, Electropolishing					

Aseptic pipe connection according to DIN 11864 / Form A

UNION NUT ACCORDING TO DIN 11864 / FORM A

Standards

Nut according to DIN 11851

Material

Stainless Steel 1.4301 acc. EN 10088-1

Sterilization Temperature

150°C

Application

Pharmaceutical and biotechnology industries

Forme

Fluted for articulated key

Type of Construction / Surface quality

Outer surface: Ra < 1,0 µm

Marking

Dimension, material, casting number, manufacturer

Certificates

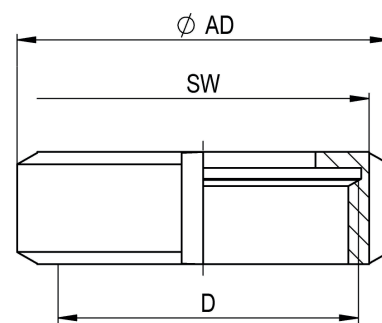

On request: acceptance certificate according to EN 10204-2.2

Option

Electropolishing (EP)

Remarks

Technical changes reserved



DIMENSIONS OF UNION NUT ACCORDING TO DIN 11864 / FORM A

DIMENSION	D	SW (mm)	AD (mm)	Item No.	
DIN 11864-1 with welding socket according to DIN 11866, Row B (ISO 1127)					
ISO DN	8	M 28 x 1/8"	33,00	38,00	641.I-008.UEM.XX
ISO DN	10	M 34 x 1/8"	38,00	44,00	641.I-010.UEM.XX
ISO DN	15	M 44 x 1/6"	48,00	54,00	641.I-015.UEM.XX
ISO DN	20	M 52 x 1/6"	56,00	63,00	641.I-020.UEM.XX
ISO DN	25	M 58 x 1/6"	62,00	70,00	641.I-025.UEM.XX
ISO DN	32	M 65 x 1/6"	70,00	78,00	641.I-032.UEM.XX
ISO DN	40	M 78 x 1/6"	84,00	92,00	641.I-040.UEM.XX
ISO DN	50	M 95 x 1/6"	102,00	112,00	641.I-050.UEM.XX
ISO DN	65	M 110 x 1/4"	117,00	127,00	641.I-065.UEM.XX
ISO DN	80	M 130 x 1/4"	138,00	148,00	641.I-080.UEM.XX
.XX = EP, Electropolishing					

Aseptic pipe connection according to DIN 11864 / Form A

ASEPTIC FLANGE ACCORDING TO DIN 11864-2 / COMPLETE

Standards

DIN 11864-2 with welding socket according to DIN 11866, Row B (ISO 1127)

Material

- Stainless Steel 1.4435 BN2 & 1.4301 (Fe < 0,5%) according to EN 10088-1
- EPDM Ethyl-propylene-dien-rubber

Application

Pharmaceutical and biotechnology industries

Type of Construction / Surface quality

- Weld-on ends for orbital-welding
- Ra internal < 0,4 µm, Ra external < 1.6 µm

Hygienic tube class

H 3 selon DIN 11866

Marking

Dimension, material, casting number, manufacturer

Certificates

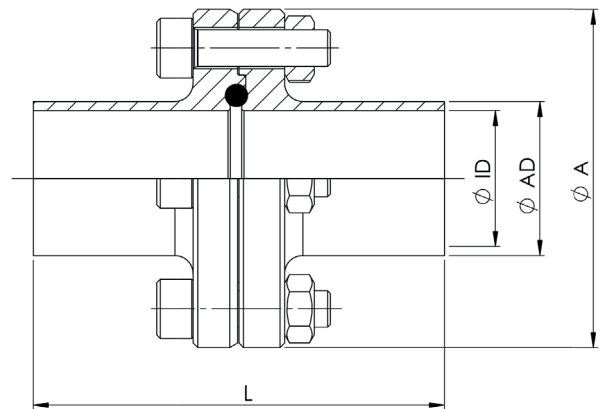

- Certificate according to EN 10204-3.1
- Certificate FDA

Option

Electropolishing (EP)

Remarks

- All pressure levels are particularly useful with Elastomers up to 140°C
- Nominal torque of screws / nuts DN 8 to DN 50: 23 Nm
- DN 65 to DN 100: 46 Nm
- Technical changes reserved



DIMENSIONS OF ASEPTIC FLANGE ACCORDING TO DIN 11864-2 / COMPLETE

DIMENSION	A (mm)	AD (mm)	ID (mm)	L (mm)	Screw / nut	O'ring	Max. working pressure
DIN 11864-2 with welding socket according to DIN 11866, Row B (ISO 1127)							
ISO DN 8	54,00	13,50	10,30	80,00	4 x M8 x 30	EPDM	40 bars
ISO DN 10	59,00	17,20	14,00	80,00	4 x M8 x 30	EPDM	40 bars
ISO DN 15	62,00	21,30	18,10	80,00	4 x M8 x 30	EPDM	40 bars
ISO DN 20	69,00	26,90	23,70	80,00	4 x M8 x 30	EPDM	40 bars
ISO DN 25	74,00	33,70	29,70	90,00	4 x M8 x 30	EPDM	40 bars
ISO DN 32	82,00	42,40	38,40	90,00	4 x M8 x 30	EPDM	25 bars
ISO DN 40	88,00	48,30	44,30	90,00	4 x M8 x 30	EPDM	25 bars
ISO DN 50	103,00	60,30	56,30	108,00	4 x M8 x 30	EPDM	25 bars
ISO DN 65	125,00	76,10	72,10	112,00	8 x M10 x 30	EPDM	25 bars
ISO DN 80	137,00	88,90	84,30	116,00	8 x M10 x 35	EPDM	25 bars
ISO DN 100	168,00	114,30	109,70	116,00	8 x M10 x 35	EPDM	10 bars

Aseptic pipe connection according to DIN 11864 / Form A

ASEPTIC GROOVED FLANGE ACCORDING TO DIN 11864-2

Standards

DIN 11864-2 with welding socket according to DIN 11866, Row B (ISO 1127)

Material

- Stainless Steel 1.4435 BN2 & 1.4301 (Fe < 0,5%) according to EN 10088-1

Sterilization Temperature

150°C

Application

Pharmaceutical and biotechnology industries

Type of Construction / Surface quality

- Weld-on ends for orbital-welding
- Ra internal < 0,4 µm, Ra external < 1.6 µm

Hygienic tube class

H 3 according to DIN 11866

Marking

Dimension, material, casting number, manufacturer

Certificates

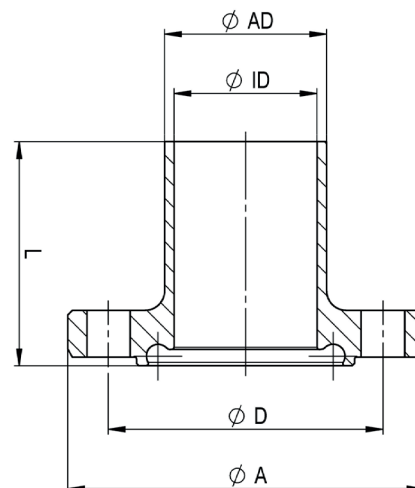

Certificate according to EN 10204-3.1

Option

Electropolishing (EP)

Remarks

Technical changes reserved



DIMENSIONS OF ASEPTIC GROOVED FLANGE ACCORDING TO DIN 11864-2

DIMENSION	A (mm)	AD (mm)	ID (mm)	L (mm)	D (mm)	Max. working pressure
DIN 11864-2 with welding socket according to DIN 11866, Row B (ISO 1127)						
ISO DN	8	54,00	13,50	41,50	37,00	642.I-008.NUF.XX
ISO DN	10	59,00	17,20	41,50	42,00	642.I-010.NUF.XX
ISO DN	15	62,00	21,30	41,50	45,00	642.I-015.NUF.XX
ISO DN	20	69,00	26,90	41,50	52,00	642.I-020.NUF.XX
ISO DN	25	74,00	33,70	46,50	57,00	642.I-025.NUF.XX
ISO DN	32	82,00	42,40	46,50	65,00	642.I-032.NUF.XX
ISO DN	40	88,00	48,30	46,50	71,00	642.I-040.NUF.XX
ISO DN	50	103,00	60,30	55,50	85,00	642.I-050.NUF.XX
ISO DN	65	125,00	76,10	57,50	104,00	642.I-065.NUF.XX
ISO DN	80	137,00	88,90	59,50	116,00	642.I-080.NUF.XX
ISO DN	100	168,00	114,30	59,50	146,00	642.I-100.NUF.XX

.XX = EP, Electropolishing

Aseptic pipe connection according to DIN 11864 / Form A

ASEPTIC LAPPED FLANGE ACCORDING TO DIN 11864-2

Standards

DIN 11864-2 with welding socket according to DIN 11866, Row B (ISO 1127)

Material

Stainless Steel 1.4435 BN2 (Fe < 0,5%) according to EN 10088-1

Sterilization Temperature

150°C

Application

Pharmaceutical and biotechnology industries

Type of Construction / Surface quality

- Weld-on ends for orbital-welding
- Ra internal < 0,4 µm, Ra external < 1.6 µm

Hygienic tube class

H 3 according to DIN 11866

Marking

Dimension, material, casting number, manufacturer

Certificates

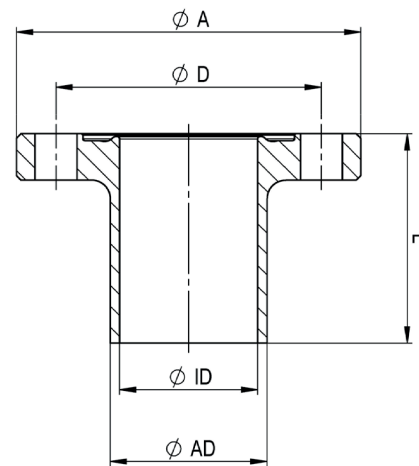

Certificate according to EN 10204-3.1

Option

Electropolishing (EP)

Remarks

Technical changes reserved



DIMENSIONS OF ASEPTIC LAPPED FLANGE ACCORDING TO DIN 11864-2

DIMENSION	A (mm)	AD (mm)	ID (mm)	L (mm)	D (mm)	Item No.
DIN 11864-2 with welding socket according to DIN 11866, Row B (ISO 1127)						
ISO DN	8	54,00	13,50	10,30	40,00	642.I-008.BUF.XX
ISO DN	10	59,00	17,20	14,00	40,00	642.I-010.BUF.XX
ISO DN	15	62,00	21,30	18,10	40,00	642.I-015.BUF.XX
ISO DN	20	69,00	26,90	23,70	40,00	642.I-020.BUF.XX
ISO DN	25	74,00	33,70	29,70	45,00	642.I-025.BUF.XX
ISO DN	32	82,00	42,40	38,40	45,00	642.I-032.BUF.XX
ISO DN	40	88,00	48,30	44,30	45,00	642.I-040.BUF.XX
ISO DN	50	103,00	60,30	56,30	54,00	642.I-050.BUF.XX
ISO DN	65	125,00	76,10	72,10	56,00	642.I-065.BUF.XX
ISO DN	80	137,00	88,90	84,30	58,00	642.I-080.BUF.XX
ISO DN	100	168,00	114,30	109,70	58,00	642.I-100.BUF.XX
.XX = EP, Electropolishing						

Aseptic pipe connection according to DIN 11864 / Form A

ASEPTIC BLIND GROOVED FLANGE ACCORDING TO DIN 11864-2

Standards

DIN 11864-2 according to DIN 11866, Row B (ISO 1127)

Material

Stainless Steel 1.4435 BN2 (Fe < 0,5%) according to EN 10088-1

Sterilization Temperature

150°C

Application

Pharmaceutical and biotechnology industries

Type of Construction / Surface quality

Ra internal < 0,4 µm, Ra external < 1.6 µm

Hygienic tube class

H 3 according to DIN 11866

Marking

Dimension, material, casting number, manufacturer

Certificates

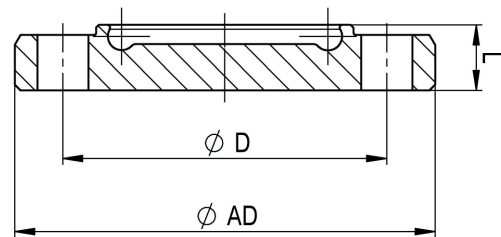

Certificate according to EN 10204-3.1

Option

Electropolishing (EP)

Remarks

Technical changes reserved



DIMENSIONS OF ASEPTIC BLIND GROOVED FLANGE ACCORDING TO DIN 11864-2

DIMENSION	AD (mm)	D (mm)	L (mm)	Item No.	
DIN 11864-2					
ISO DN	8	54,00	37,00	11,50	642.I-008.BNF.XX
ISO DN	10	59,00	42,00	11,50	642.I-010.BNF.XX
ISO DN	15	62,00	45,00	11,50	642.I-015.BNF.XX
ISO DN	20	69,00	52,00	11,50	642.I-020.BNF.XX
ISO DN	25	74,00	57,00	11,50	642.I-025.BNF.XX
ISO DN	32	82,00	65,00	11,50	642.I-032.BNF.XX
ISO DN	40	88,00	71,00	11,50	642.I-040.BNF.XX
ISO DN	50	103,00	85,00	11,50	642.I-050.BNF.XX
ISO DN	65	125,00	104,00	13,50	642.I-065.BNF.XX
ISO DN	80	137,00	116,00	13,50	642.I-080.BNF.XX
ISO DN	100	168,00	146,00	15,50	642.I-100.BNF.XX
.XX = EP, Electropolishing					

Aseptic pipe connection according to DIN 11864 / Form A

ASEPTIC BLIND LAPPED FLANGE ACCORDING TO DIN 11864-2

Standards

DIN 11864-2 according to DIN 11866, Row B (ISO 1127)

Material

Stainless Steel 1.4435 BN2 (Fe < 0,5%) according to EN 10088-1

Sterilization Temperature

150°C

Application

Pharmaceutical and biotechnology industries

Type of Construction / Surface quality

Ra internal < 0,4 µm, Ra external < 1.6 µm

Hygienic tube class

H 3 according to DIN 11866

Marking

Dimension, material, casting number, manufacturer

Certificates

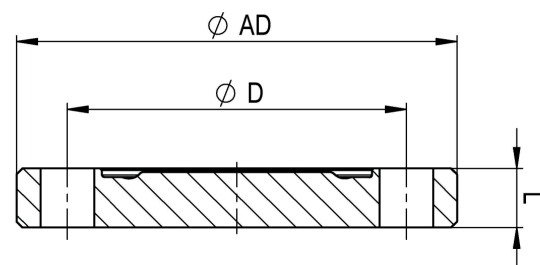

Certificate according to EN 10204-3.1

Option

Electropolishing (EP)

Remarks

Technical changes reserved



DIMENSIONS OF ASEPTIC BLIND LAPPED FLANGE ACCORDING TO DIN 11864-2

DIMENSION	AD (mm)	D (mm)	L (mm)	Item No.
DIN 11864-2				
ISO DN 8	54,00	37,00	10,00	642.I-008.BBF.XX
ISO DN 10	59,00	42,00	10,00	642.I-010.BBF.XX
ISO DN 15	62,00	45,00	10,00	642.I-015.BBF.XX
ISO DN 20	69,00	52,00	10,00	642.I-020.BBF.XX
ISO DN 25	74,00	57,00	10,00	642.I-025.BBF.XX
ISO DN 32	82,00	65,00	10,00	642.I-032.BBF.XX
ISO DN 40	88,00	71,00	10,00	642.I-040.BBF.XX
ISO DN 50	103,00	85,00	10,00	642.I-050.BBF.XX
ISO DN 65	125,00	104,00	12,00	642.I-065.BBF.XX
ISO DN 80	137,00	116,00	12,00	642.I-080.BBF.XX
ISO DN 100	168,00	146,00	14,00	642.I-100.BBF.XX
.XX = EP, Electropolishing				

Aseptic pipe connection according to DIN 11864 / Form A

ASEPTIC CLAMP COMPLETE ACCORDING TO DIN 11864-3 / COMPLETE

Standards

DIN 11864-3 with welding socket according to DIN 11866, Row B (ISO 1127)

Material

- Stainless Steel 1.4435 BN2 & 1.4301 (Fe < 0,5%) according to EN 10088-1
- EPDM Ethyl-propylene-dien-rubber

Application

Pharmaceutical and biotechnology industries

Type of Construction / Surface quality

- Weld-on ends for orbital-welding
- Ra internal < 0,4 µm, Ra external < 1.6 µm

Hygienic tube class

H 3 according to DIN 11866

Marking

Dimension, material, casting number, manufacturer

Certificates

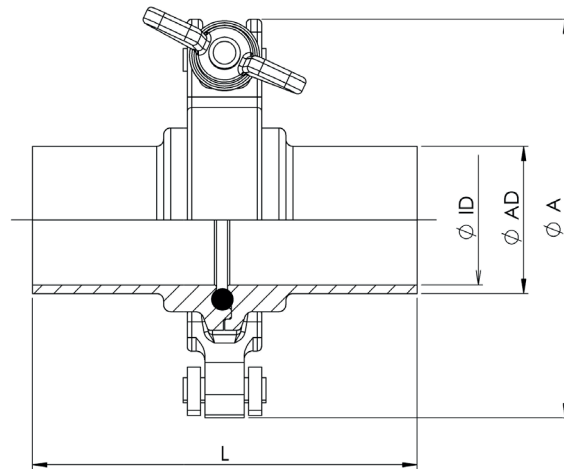
- Certificate according to EN 10204-3.1
- Certificate FDA

Option

Electropolishing (EP)

Remarks

- All pressure levels are particularly useful with Elastomers up to 140°C
- Tightening torque hexagonal nut: 5 Nm
- Technical changes reserved



DIMENSIONS OF ASEPTIC CLAMP COMPLETE ACCORDING TO DIN 11864-3 / COMPLETE

DIMENSION	A (mm)	AD (mm)	ID (mm)	L (mm)	O'ring	Max working pressure
DIN 11864-3 with welding socket according to DIN 11866, Row B (ISO 1127)						
ISO DN 8	34,00	13,50	10,30	76,00	EPDM	40 bars
ISO DN 10	34,00	17,20	14,00	76,00	EPDM	40 bars
ISO DN 15	34,00	21,30	18,10	78,00	EPDM	40 bars
ISO DN 20	50,50	26,90	23,70	78,00	EPDM	40 bars
ISO DN 25	50,50	33,70	29,70	88,00	EPDM	40 bars
ISO DN 32	64,00	42,40	38,40	88,00	EPDM	25 bars
ISO DN 40	64,00	48,30	44,30	90,00	EPDM	25 bars
ISO DN 50	91,00	60,30	56,30	114,00	EPDM	25 bars
ISO DN 65	106,00	76,10	72,10	117,00	EPDM	16 bars
ISO DN 80	119,00	88,90	84,30	122,00	EPDM	16 bars
ISO DN 100	144,40	114,30	109,70	130,00	EPDM	16 bars

Aseptic pipe connection according to DIN 11864 / Form A

ASEPTIC GROOVED CLAMP ACCORDING TO DIN 11864-3

Standards

DIN 11864-3 with welding socket according to DIN 11866, Row B (ISO 1127)

Material

Stainless Steel 1.4435 BN2 (Fe < 0,5%) according to EN 10088-1

Sterilization Temperature

150°C

Application

Pharmaceutical and biotechnology industries

Type of Construction / Surface quality

- Weld-on ends for orbital-welding
- Ra internal < 0,4 µm, Ra external < 1.6 µm

Hygienic tube class

H 3 according to DIN 11866

Marking

Dimension, material, casting number, manufacturer

Certificates

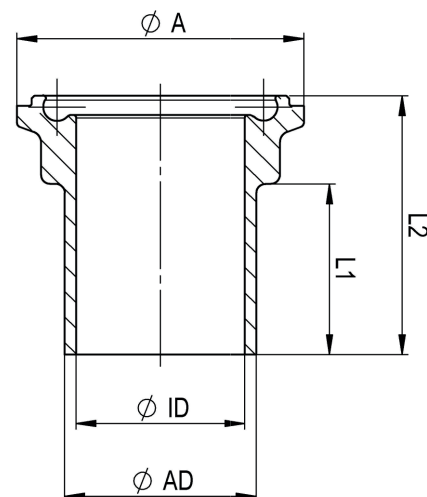

Certificate according to EN 10204-3.1

Option

Electropolishing (EP)

Remarks

Technical changes reserved



DIMENSIONS OF ASEPTIC GROOVED CLAMP ACCORDING TO DIN 11864-3

DIMENSION	A (mm)	AD (mm)	ID (mm)	L1 (mm)	L2 (mm)	Item No.	
DIN 11864-3 with welding socket according to DIN 11866, Row B (ISO 1127)							
ISO DN	8	34,00	13,50	10,30	26,00	38,00	643.I-008.NKS.XX
ISO DN	10	34,00	17,20	14,00	26,00	38,00	643.I-010.NKS.XX
ISO DN	15	34,00	21,30	18,10	26,00	39,00	643.I-015.NKS.XX
ISO DN	20	50,50	26,90	23,70	30,00	39,00	643.I-020.NKS.XX
ISO DN	25	50,50	33,70	29,70	30,00	44,00	643.I-025.NKS.XX
ISO DN	32	64,00	42,40	38,40	30,00	44,00	643.I-032.NKS.XX
ISO DN	40	64,00	48,30	44,30	30,00	45,00	643.I-040.NKS.XX
ISO DN	50	91,00	60,30	56,30	40,00	57,00	643.I-050.NKS.XX
ISO DN	65	106,00	76,10	72,10	40,00	58,50	643.I-065.NKS.XX
ISO DN	80	119,00	88,90	84,30	40,00	61,00	643.I-080.NKS.XX
ISO DN	100	144,40	114,30	109,70	40,00	66,50	643.I-100.NKS.XX
.XX = EP, Electropolishing							

Aseptic pipe connection according to DIN 11864 / Form A

ASEPTIC LAPPED CLAMP ACCORDING TO DIN 11864-3

Standards

DIN 11864-3 with welding socket according to DIN 11866, Row B (ISO 1127)

Material

Stainless Steel 1.4435 BN2 (Fe < 0,5%) according to EN 10088-1

Sterilization Temperature

150°C

Application

Pharmaceutical and biotechnology industries

Type of Construction / Surface quality

- Weld-on ends for orbital-welding
- Ra internal < 0,4 µm, Ra external < 1.6 µm

Hygienic tube class

H 3 according to DIN 11866

Marking

Dimension, material, casting number, manufacturer

Certificates

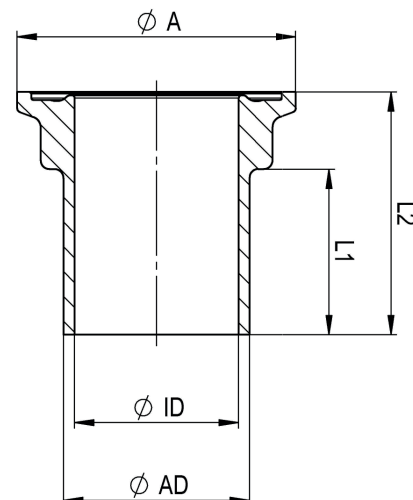

Certificate according to EN 10204-3.1

Option

Electropolishing (EP)

Remarks

Technical changes reserved



DIMENSIONS OF ASEPTIC LAPPED CLAMP ACCORDING TO DIN 11864-3

DIMENSION		A (mm)	AD (mm)	ID (mm)	L1 (mm)	L2 (mm)	Item No.
DIN 11864-3 with welding socket according to DIN 11866, Row B (ISO 1127)							
ISO DN	8	34,00	13,50	10,30	26,00	38,00	643.I-008.BKS.XX
ISO DN	10	34,00	17,20	14,00	26,00	38,00	643.I-010.BKS.XX
ISO DN	15	34,00	21,30	18,10	26,00	39,00	643.I-015.BKS.XX
ISO DN	20	50,50	26,90	23,70	30,00	39,00	643.I-020.BKS.XX
ISO DN	25	50,50	33,70	29,70	30,00	44,00	643.I-025.BKS.XX
ISO DN	32	64,00	42,40	38,40	30,00	44,00	643.I-032.BKS.XX
ISO DN	40	64,00	48,30	44,30	30,00	45,00	643.I-040.BKS.XX
ISO DN	50	91,00	60,30	56,30	40,00	57,00	643.I-050.BKS.XX
ISO DN	65	106,00	76,10	72,10	40,00	58,50	643.I-065.BKS.XX
ISO DN	80	119,00	88,90	84,30	40,00	61,00	643.I-080.BKS.XX
ISO DN	100	144,40	114,30	109,70	40,00	65,00	643.I-100.BKS.XX
.XX = EP, Electropolishing							

Aseptic pipe connection according to DIN 11864 / Form A

ASEPTIC BLIND GROOVED CLAMP ACCORDING TO DIN 11864-3

Standards

DIN 11864-3 according to DIN 11866, Row B (ISO 1127)

Material

Stainless Steel 1.4435 BN2 (Fe < 0,5%) according to EN 10088-1

Sterilization Temperature

150°C

Application

Pharmaceutical and biotechnology industries

Type of Construction / Surface quality

Ra internal < 0,4 µm, Ra external < 1.6 µm

Hygienic tube class

H 3 according to DIN 11866

Marking

Dimension, material, casting number, manufacturer

Certificates

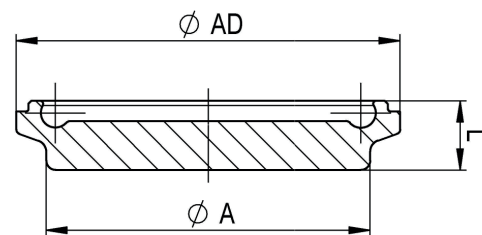
Certificate according to EN 10204-3.1

Option

Electropolishing (EP)

Remarks

Technical changes reserved



DIMENSIONS OF ASEPTIC BLIND GROOVED CLAMP ACCORDING TO DIN 11864-3

DIMENSION	AD (mm)	A (mm)	L (mm)	Item No.
DIN 11864-3				
ISO DN 8	34,00	25,00	11,50	643.I-008.BNKS.XX
ISO DN 10	34,00	25,00	11,50	643.I-010.BNKS.XX
ISO DN 15	34,00	25,00	11,50	643.I-015.BNKS.XX
ISO DN 20	50,50	42,00	11,50	643.I-020.BNKS.XX
ISO DN 25	50,50	42,00	11,50	643.I-025.BNKS.XX
ISO DN 32	64,00	54,00	11,50	643.I-032.BNKS.XX
ISO DN 40	64,00	54,00	11,50	643.I-040.BNKS.XX
ISO DN 50	91,00	78,00	11,50	643.I-050.BNKS.XX
ISO DN 65	106,00	93,00	13,50	643.I-065.BNKS.XX
ISO DN 80	119,00	104,00	13,50	643.I-080.BNKS.XX
ISO DN 100	144,40	124,00	15,50	643.I-100.BNKS.XX
.XX = EP, Electropolishing				

Aseptic pipe connection according to DIN 11864 / Form A

ASEPTIC BLIND LAPPED CLAMP ACCORDING TO DIN 11864-3

Standards

DIN 11864-4 according to DIN 11866, Row B (ISO 1127)

Material

Stainless Steel 1.4435 BN2 (Fe < 0,5%) according to EN 10088-1

Sterilization Temperature

150°C

Application

Pharmaceutical and biotechnology industries

Type of Construction / Surface quality

Ra internal < 0,4 µm, Ra external < 1.6 µm

Hygienic tube class

H 3 according to DIN 11866

Marking

Dimension, material, casting number, manufacturer

Certificates

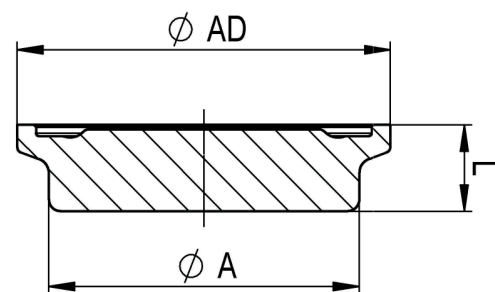

Certificate according to EN 10204-3.1

Option

Electropolishing (EP)

Remarks

Technical changes reserved



DIMENSIONS OF ASEPTIC BLIND LAPPED CLAMP ACCORDING TO DIN 11864-3

DIMENSION		AD (mm)	A (mm)	L (mm)	Item No.
DIN 11864-3					
ISO DN	8	34,00	25,00	11,50	643.I-008.BBKS.XX
ISO DN	10	34,00	25,00	11,50	643.I-010.BBKS.XX
ISO DN	15	34,00	25,00	11,50	643.I-015.BBKS.XX
ISO DN	20	50,50	42,00	11,50	643.I-020.BBKS.XX
ISO DN	25	50,50	42,00	11,50	643.I-025.BBKS.XX
ISO DN	32	64,00	54,00	11,50	643.I-032.BBKS.XX
ISO DN	40	64,00	54,00	11,50	643.I-040.BBKS.XX
ISO DN	50	91,00	78,00	11,50	643.I-050.BBKS.XX
ISO DN	65	106,00	93,00	13,50	643.I-065.BBKS.XX
ISO DN	80	119,00	104,00	13,50	643.I-080.BBKS.XX
ISO DN	100	144,40	124,00	13,50	643.I-100.BBKS.XX
.XX = EP, Electropolishing					

Aseptic pipe connection according to DIN 11864 / Form A

ASEPTIC O-RINGS FOR DIN 11864 / FORM A

Standards

DIN 11864 for hose connection according to DIN 11866, Row B (ISO 1127)

Material

- EPDM Ethyl-Propylene-Dien-Rubber
- Viton® (FEP), Rubber Fluorine

Sterilization Temperature

Viton® (FEP): 150°C, EPDM: 132°C (up to 150°C)

Application

Pharmaceutical and biotechnology industries

Type of Construction / Surface quality

- Smooth, non-porous surface, without laminar corners
- Edges without burrs or notches

Marking

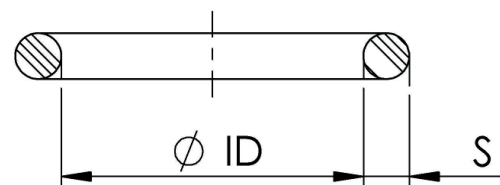
Marking on a packing unit

Certificates

- Incl. Certificate of Conformity FDA-21 CFR 177.2600 for Elastomers
- Certificate of Conformity FDA-21 CFR 177.1550 for PTFE
- Incl. USP Class VI

Remarks

- Technical changes reserved
- Viton® is a registered trademark of DuPont Dow Elastomers



DIMENSIONS OF ASEPTIC O-RING FOR DIN 11864 / FORM A

DIMENSION	ID (mm)	S (mm)	EPDM Item No.	Téflon® (PTFE) N°Article	
DIN 11864-2					
ISO DN	8	12,00	3,50	640.I-008.ORI.EPDM	640.I-008.ORI.TEF
ISO DN	10	16,00	3,50	640.I-010.ORI.EPDM	640.I-010.ORI.TEF
ISO DN	15	20,00	3,50	640.I-015.ORI.EPDM	640.I-015.ORI.TEF
ISO DN	20	26,00	3,50	640.I-020.ORI.EPDM	640.I-020.ORI.TEF
ISO DN	25	32,00	5,00	640.I-025.ORI.EPDM	640.I-025.ORI.TEF
ISO DN	32	40,50	5,00	640.I-032.ORI.EPDM	640.I-032.ORI.TEF
ISO DN	40	46,50	5,00	640.I-040.ORI.EPDM	640.I-040.ORI.TEF
ISO DN	50	58,50	5,00	640.I-050.ORI.EPDM	640.I-050.ORI.TEF
ISO DN	65	73,50	5,00	640.I-065.ORI.EPDM	640.I-065.ORI.TEF
ISO DN	80	86,50	5,00	640.I-080.ORI.EPDM	640.I-080.ORI.TEF
ISO DN	100	111,00	5,00	640.I-100.ORI.EPDM	640.I-100.ORI.TEF

Résistance chimique de la Material: voir chapitre Connexions Tri-Clamp

YOUR CONTACT PERSONS

In case of any questions, we will be happy to advise you.
We also like to present our products to you in your company.

PLEASE GET IN CONTACT WITH US!



Fabio Stiz

CEO / co-founder

☎ 0041 52 725 10 12
📱 0041 79 440 89 66 (Mobile)
✉ fabio.stiz@aseptconn.ch



Sergio Cerenzia

COO / co-founder

Dipl. Ing. FH

☎ 0041 52 725 10 13
📱 0041 76 568 54 12 (Mobile)
✉ sergio.cerenzia@aseptconn.ch



Aseptconn AG represent exclusively products of the following manufactures





Moosmattstrasse 24,
8953 Dietikon, Schweiz

+41 52 725 10 10

info [at] aseptconn.ch



ASEPTCONN AG
competence in fluid handling

Moosmattstrasse 24,
8953 Dietikon, Schweiz

+41 52 725 10 10

info [at] aseptconn.ch

www.aseptconn.ch