

# Mark 675 Series

## Self-Operated Pressure Regulators

The Mark 675 Wafer Style Sliding Gate Pressure Regulator is used to regulate the downstream pressure to a predetermined setpoint. The spring in the Mark 675 holds the sliding gate seats in their normally open position to allow the process media to pass through the seats.

The downstream pressure is sensed beneath the diaphragm. (A sensing line is required). As the downstream pressure exceeds the setpoint, pressure is exerted on the diaphragm which raises the stem to modulate the disc (the moveable component on the sliding gate seat set) toward the closed position. As the seats close, downstream pressure will be reduced to the required setpoint. A decrease in pressure allows the spring and diaphragm to move the seats toward the open position.



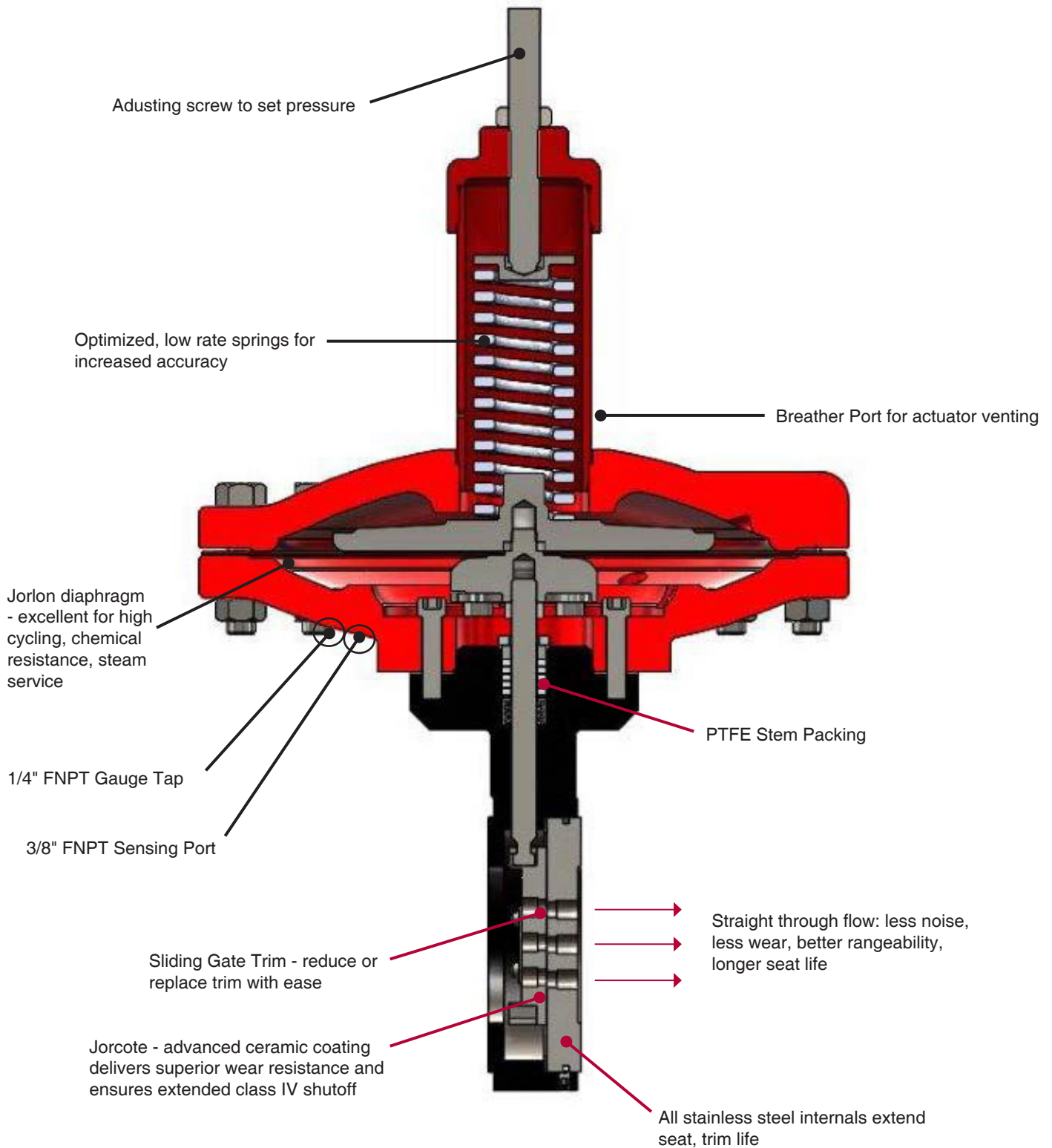
### MARK 675 FEATURES

- **Wafer Style Body** — reduces weight
- **High Capacity** — 6" (DN150) provides 400 Cv (345Kv)
- **Sliding Gate Trim** — unique seat design for unsurpassed trim life and accuracy.
- **Jorcote Seat Coating** — ceramic composite for liquids, gases and especially steam. Very low friction with outstanding wear resistance and a temperature rating of up to 550°F (288°C). Steam tested to 1,000,000 cycles and still maintained Class IV leakage.
- **Jorlon Diaphragm** — extremely durable, virtually universally applicable up to 450°F. Tested without failure to over 1,000,000 full stroke cycles. Ideal for steam, gases and liquids. 316SST diaphragm applicable up to 550°F.
- **Straight-through Flow** — The flow is straight through the valve seats and body. Direction of the disc travel is perpendicular to the flow, not opposed to the direction of the flow. Thus, the flow does not unbalance the seats. The MK675 can use a wider range of its stroke to give accurate control; less offset.
- **Quiet Operation** — typically 5-10 dB less than conventional globe style regulators. The disc and plate are always in contact, which eliminates chattering. Straight-through flow minimizes turbulence. Multiple orifices in the plate and disc divide the flow stream into smaller flow components.
- **Minimum Maintenance** — The MK675 sliding gate seats require no special tools for disassembly. The seats are pre-lapped at the factory and are self-lapping while in operation ensuring a continual tight shutoff.



Jordan Valve, a division of Richards Industries  
3170 Wasson Road • Cincinnati, OH 45209  
513.533.5600 • 800.543.7311 • 513.871.0105 (f)  
info@richardsind.com • www.jordanvalve.com

**MARK 675 SERIES - SUPERIOR ON STEAM APPLICATIONS, IDEAL FOR GAS AND LIQUIDS**



**SPECIFICATIONS**

**Sizes:** 3" (DN80) through 6" (DN150)  
ANSI 150# / 300# (PN25/40) Class Wafer Style Valves (bolt-around)

**Body Materials:**

- Carbon Bar (A105)
- Carbon Steel (WCB)
- Stainless Steel (CF8M)
- Stainless Steel Bar (SA-479)
- Others on application – Consult Factory

**Body Seals**

- Jorlon Body Gasket
- Fiber Gasket for Body/Bonnet

**Diaphragm**

- Jorlon
- EPDM
- Neoprene/Nylon
- Viton
- Buna-N
- Others on application – Consult Factory

**Trim**

- 316SS/TFE
- Monel/TFE
- Alloy 20/TFE
- Hastelloy C/TFE
- Others on application – Consult Factory

**Seats:** 316SS/Jorcote; Others on application – Consult Factory

**Pressure Ranges:**

- 7-18psi (0,48-1,24bar)
- 10-25psi (0,69-1,72bar)
- 15-35psi (1,03-2,41bar)

**Max Delta P:** 150 psi

**Cv (Kv):**

- 9.5 (8,2)
- 33 (28)
- 38 (33)
- 72 (62)
- 76 (66)
- 103 (89)
- 180 (155)
- 400 (345)

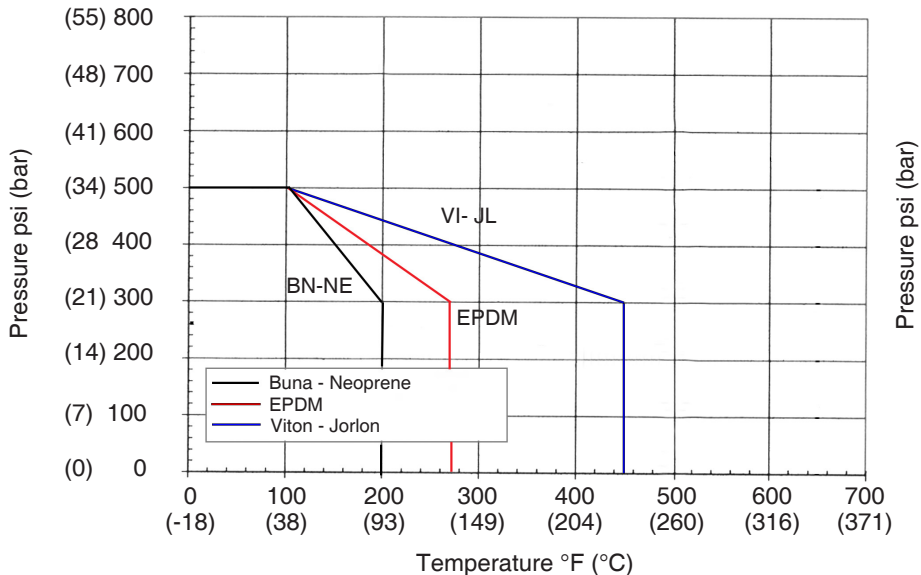
**Shutoff:** ANSI Class IV

**Options:**

- Closing Cap
- Handwheel - Range Options
- Bleed Port
- Stainless Bolting
- Clean for Oxygen Service
- Clean for Oil Free Service

**PRESSURE/TEMPERATURE CHART**

**Carbon and Stainless 300#**



## SLIDING GATE FEATURES & BENEFITS

### Jordan Valve's Sliding Gate Seats

Installed in the widest range of gas, chemical and steam applications the world over, our pressure regulators, temperature regulators and control valves have been providing the following benefits for over fifty years.

### Shorter stroke length than globe or cage designs

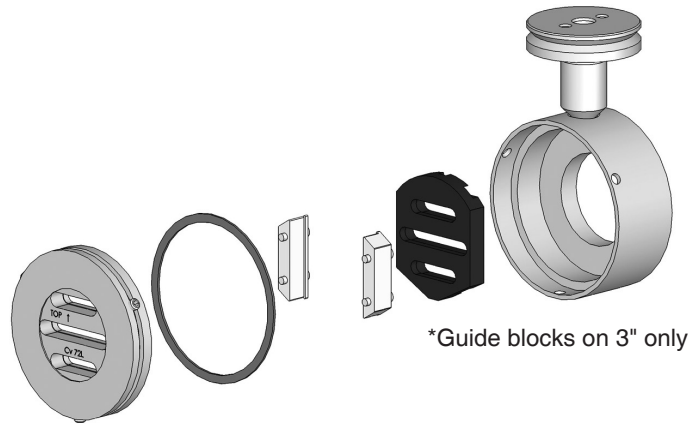
- Provides faster response to input signal changes
- Significantly extends packing and diaphragm life
- Allows for more compact valve/actuator assembly

### Straight-through flow

- Significantly reduces turbulence, thereby reducing noise and erosion
- Markedly increases rangeability associated with "flow to open" and "flow to close" designs
- Eliminate valve "chatter" commonly observed when valve is partially open

### Ease of maintenance

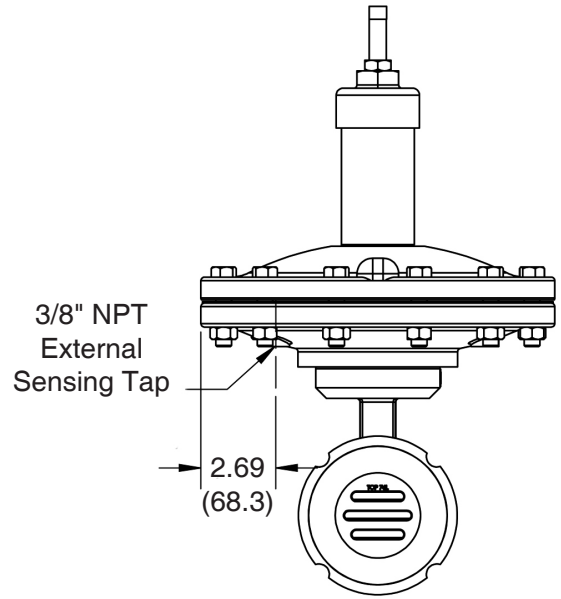
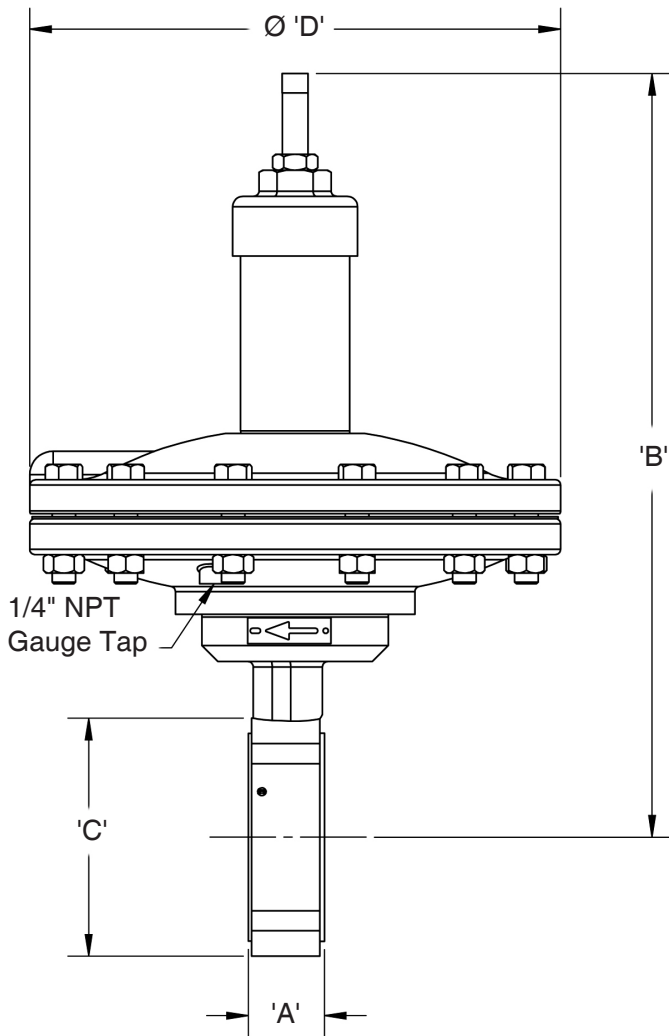
- During seat/Cv change (seats are not screwed or pressed in body)
- Attributable to lightweight, compact design
- Fewer trim components



### Features

- Easy installation between flanges with wafer body
- High flow rates
- Self cleaning, self lapping seats
- Reduced noise compared to conventional globe/cage valves
- More resistant to cavitation / flashing with straight through, wafer design

**DIMENSIONS – MK675**



**INCHES**

Size	A	B	C	D	Weight
3"	1.81	18.5	5.25	12.75	90 lbs
4"	2.06	19.6	6.46	12.75	110 lbs
6"	2.23	20.6	8.62	12.75	113 lbs

**METRIC (MM)**

Size	A	B	C	D	Weight
DN80	46.0	469.9	133.4	323.4	41 kg
DN100	52.3	497.8	164.1	323.9	50 kg
DN150	56.6	523.2	218.9	323.9	51 kg

**ORDERING SCHEMATIC MK675**

Model No	Size	Body Mat'l	1	2	3	4	5	6	7	8	9	10	11	12	13	14	15	16

Model	
675	Wafer Style

Size	
300	3"
400	4"
600	6"

Body Material	
CB	Carbon Bar (A105)
SB	Stainless Steel Bar (SA-479)
CS	Carbon Steel (WCB)
S6	Stainless Steel (CF8M)

End Connections	
I3	150# / 300# IFE
C5	6" 150 Bolt thru CS/S6 Only
C3	6" 300 Bolt thru CS/S6 Only
ZZ	Non-Standard

Trim	
MN	Monel / TFE
A2	Alloy 20 / TFE
HC	Hastelloy C / TFE
T6	316SS / TFE
ZZ	Non-Standard

Seats			
5 & 6	Material	Cv	
W	316SS / Jorcote	8	9.5
		A	33
		B	38
		E	72
		F	76
		H	103
		I	180
		J	400
ZZ	Non-Standard		

7 & 8		Ranges	
29		7-18	
32		10-25	
42		15-35	
ZZ		Non-Standard	

9 & 10		Diaphragm	
JL		Jorlon	
NN		Neoprene / Nylon	
VI		Viton	
BN		Buna-N	
ZZ		Non-Standard	

11 & 12		Actuator (Diaph. mat'l ref.)	
ED		Standard - Elastomer Diaphragm	
ZZ		Non-Standard	

13 & 14				Double Bolting Option	
Accessories		End Conn. Option	Actuator Option		
00	None				
ZZ	Non-Standard				

15		Accessories	
0		None	
5		I8-8SS Bolting	
6		316SS Bolting	
8		Oxygen Clean	
9		Oil-Free Clean	
Z		Non-Standard	

16		PED Compliance	
0		Not Required	
F		PED Category 1	
Z		Non-Standard	

