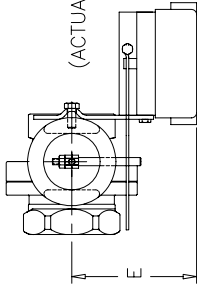


+

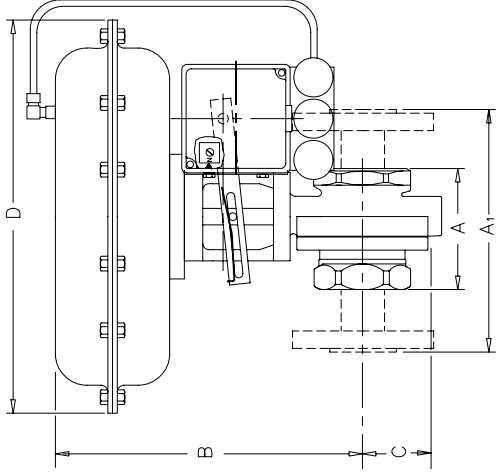
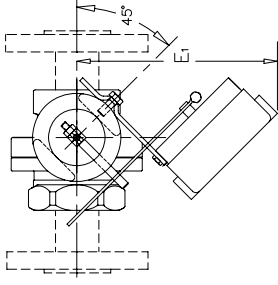
VALVE SIZE	MAT'L	DIMENSIONS, INCHES					WT. lbs.Ⓞ
		A	B	C	D	E	
1/2" & 3/4"	DI/BRZ	3.62	9.38	2.18	9.5	3.14	27
	CS/SS	3.65	9.38	2.18	9.5	3.14	27
1"	DI/BRZ	4.12	9.62	2.62	9.5	3.14	29
	CS/SS	4.12	9.62	2.62	9.5	3.14	31
1 1/4"	DI/BRZ	4.12	9.87	2.62	9.5	3.14	29
	DI/BRZ	4.50	9.87	2.62	9.5	3.14	30
1 1/2"	CS/SS	4.65	9.87	2.75	9.5	3.14	31
	DI/BRZ	4.50	10.00	2.62	9.5	3.14	32
2"	CS/SS	5.50	10.00	3.00	9.5	3.14	35

## FLANGED END

VALVE SIZE	ANSI FLANGE	DIMENSIONS, INCHES					WT. lbs.Ⓞ
		A1	B	C	D	E1	
1/2"	150#	7.25	9.38	2.18	9.5	7.66	29
	300#	7.50	9.38	2.18	9.5	7.66	31
3/4"	150#	7.25	9.38	2.18	9.5	7.66	29
	300#	7.62	9.38	2.18	9.5	7.66	31
1"	150#	7.25	9.62	2.62	9.5	7.66	33
	300#	7.75	9.62	2.62	9.5	7.66	35
1 1/4"	150#	7.87	9.87	2.62	9.5	7.66	31
	300#	8.37	9.87	2.62	9.5	7.66	33
1 1/2"	150#	8.75	9.87	2.75	9.5	7.66	33
	300#	9.25	9.87	2.75	9.5	7.66	35
2"	150#	10.00	10.00	3.00	9.5	7.66	37
	300#	10.50	10.00	3.00	9.5	7.66	39



(ACTUATOR NOT SHOWN)



- ① B DIMENSIONS ARE FOR 35M ACTUATOR; FOR 55M ACTUATOR ADD 1.2", FOR 85M ACTUATOR ADD 2".
- ② D DIMENSIONS ARE FOR 35M ACTUATOR; FOR 55M ACTUATOR ADD 3", FOR 85M ACTUATOR ADD 5.5".
- ③ WEIGHTS ARE FOR 35M ACTUATOR; FOR 55M ACTUATOR ADD 11#, FOR 85M ACTUATOR ADD 20#.

FN: MK70SP

1/2-2" MARK 70SP  
DIAPHRAGM CONTROL VALVE W/SMP

DRAWN BY	DATE
JLA	6/26/96
CHECKED BY	DATE

MK70SP

## SPECIFICATION DATA

CUSTOMER \_\_\_\_\_  
 ORDER No. \_\_\_\_\_ SERIAL No. \_\_\_\_\_  
 TAG No. \_\_\_\_\_  
 VALVE TYPE \_\_\_\_\_ QTY. \_\_\_\_\_  
 BODY \_\_\_\_\_  
 END CONN. \_\_\_\_\_ MAX. Δ P \_\_\_\_\_  
 INLET PRESS. \_\_\_\_\_  
 CONTROL RANGE \_\_\_\_\_  
 VALVE ACTION: RISE IN SIGNAL TO  OPEN  CLOSE  
 VALVE SEAT \_\_\_\_\_ Cv \_\_\_\_\_  
 MISC. \_\_\_\_\_  
 CERTIFIED \_\_\_\_\_ DATE \_\_\_\_\_



RICHARDS INDUSTRIES  
CINCINNATI, OHIO  
U.S.A.

VALVE GROUP

+